



Chhattisgarh
Investments Limited
35th Annual Report
2016-17

DIRECTORS' REPORT TO THE MEMBERS

Your Directors take pleasure in presenting the 35th Annual Report on the operations and business of the Company along with audited statement of accounts for the financial year 2016-17.

Financial Results**(Rs. in Lakhs)**

Particulars	Stand Alone		Consolidated	
	2016-17	2015-16	2016-17	2015-16
Agriculture Sales	1205.85	2736.95	1205.85	2736.95
Solar Power Sales	569.91	550.57	569.91	550.57
NBFC	61508.82	3004.42	71322.02	3290.32
Miscellaneous	24.91	9.82	3514.58	321.79
EBIDTA	61233.51	3937.99	71814.27	4334.28
Less: Finance Cost	2100.32	2286.65	2100.38	2286.70
Depreciation	264.89	316.78	267.86	320.61
Provision for Tax	570.35	100.00	588.93	118.72
Profit for the year	58308.04	1257.85	57842.55	1126.95

Review of Performance

The revenue from agriculture activities was adversely affected on account of poor price realisations and adverse climatic conditions. The price of agriculture produced was severely affected on account of demonetization effected by the Govt. on 8th November 2016.

The profit on sale of investments and share in the profit partnership firm includes profit on sale of equity shares of Can Fin Homes Ltd. held by CSP Investments. Dividend income fell drastically because the investee company had declared and paid interim dividend for the F.Y. 2015-16 in view of the change in the structure of tax on dividends.

The investments made by the company continue to yield good returns. The performance of the subsidiaries and associate companies continues to be satisfactory.

A detailed analysis of the performance is given in the Management Discussion and Analysis Report, appended hereto.

No material changes and commitments have occurred after the close of the year till the date of this Report, which affect the financial position of the Company. Further, there was no change in the nature of the business of the Company.

Dividend

Your Directors have recommended a dividend of Rs. 2.50/- (i.e. 25%) per equity share (last year Rs.2.50/- per equity share) for the financial year ended March 31, 2017. The dividend payout is subject to approval of members at the ensuing Annual General Meeting.

During the year, Rs.5845 lac have been transferred to General Reserve and Rs. 11700 lac have been transferred to Special Reserve created u/s 45-IC of the RBI Act, 1934.

Subsidiaries / Controlled Entities / Joint Ventures

During the year, there was no change in the subsidiaries, controlled entities and joint ventures. A brief on the business operations of subsidiaries /controlled entities / joint ventures consolidated with CIL is given hereunder:

Subsidiaries

- **Rishabh Mining And Transport Company Pvt. Ltd, [RMTCPPL]** a wholly owned subsidiary is in the real estate business. It is earning from leasing of immovable properties. During 2016-17, RMTCPPL earned a profit of Rs. 41.77 lacs as compared to Rs.41.86 lacs in the previous year.
- **Prayag Thermoplasts Pvt. Ltd,** a wholly owned subsidiary of the Company. The Company owns industrial land at Nagpur and is exploring avenues for putting up an industry on the land.

Controlled Entities

- **CSP Investments** is a partnership firm in which company's shares 85%. The firm is in the business of investment. During the year, the partnership firm reported a net profit of Rs. 701.19 crores of which the share of the Company was 596.01 crores.

Joint Ventures

- **Raipur Mega Food Park Private Limited [RMFPPL],** is a joint venture. RMFPPL has been incorporated to for developing an integrated mega food park project wherein the Company's stake is 45%. The project has been dropped and the company is exploring avenues for gainful utilization of industrial land purchased for the project.

A report on the performance and financial position of each of the subsidiaries, associates and joint venture companies as per the Companies Act, 2013 is provided as part of the Consolidated Financial Statements and hence not repeated here for the sake of brevity. The Policy for determining material subsidiaries as approved is annexed herewith marked as **Annexure A** to this Report.

Consolidated financial statements

The consolidated financial statements presented by the Company include financial information of its subsidiaries prepared in compliance with applicable Accounting Standards.

In accordance with Section 136 of the Companies Act, 2013, the Audited financial statements, including the consolidated financial statements and related information of the Company and the audited accounts of each of its subsidiary companies are open for inspection during business hours by any member/investor at the Registered Office of your Company and the subsidiary concerned and your Company will make available these documents/details upon request by any member of the Company who may be interested in obtaining the same.

Directors

In accordance with the provisions of the Act and the Articles of Association of the Company, Mr. Kamal Kishore Sarda, Director of the Company, retire by rotation at the ensuing Annual General Meeting and being eligible has offered himself for re-appointment.

Brief profile of the Director proposed to be re-appointed, nature of his expertise in specific functional areas, names of the companies in which he holds directorships and shareholding are provided in the Corporate Governance Report forming part of the Annual Report.

Mr. G.D. Mundra, Director resigned w.e.f. 1st April, 2016. The Board takes on record its appreciation of the services rendered by Mr. G.D. Mundra in various capacities during his long association with the Company.

Your Company has received declarations from all the Independent Directors of the Company confirming that they meet the criteria of independence as prescribed both under the Act and the Listing Regulations.

Pursuant to the provisions of the Companies Act and the Listing Regulations, the Board of directors ("Board") has carried out an annual evaluation of its own performance, and that of its Committees and individual directors. The performance of the Board and individual directors was evaluated by the Board seeking inputs from all the directors. The performance of the Committees was evaluated by the Board seeking inputs from the Committee Members. The Nomination and Remuneration Committee ("NRC") reviewed the performance of the individual directors. A separate meeting of Independent Directors was also held to review the performance of Non-Independent directors; performance of the Board as a whole, taking into account the views of Executive Directors and Non-Executive Directors. The evaluation of Independent Directors was carried out without the presence of concerned director. This was followed by a Board meeting that discussed the performance of the Board, its Committees and individual directors. Key criteria's for performance evaluation are given in **Annexure B** to directors' report.

Your Company follows a policy on remuneration of Directors, Key Managerial Personnel (KMP), Senior Management Personnel (SMP) and other employees of the Company. The policy is approved by the Nomination & Remuneration Committee of the Company. Remuneration Policy for Directors, Key Managerial Personnel and other employees is annexed as **Annexure C** to directors' report.

Your Company with the approval of Nomination & Remuneration Committee has adopted a policy on Board diversity and the recommendation of candidature for Board appointment will be based on merit that complements and expands the skills, experience and expertise of the Board as a whole, taking into account gender, age, professional experience and qualifications, cultural and educational background, and any other factors that the Board might consider relevant and applicable from time to time towards achieving a diverse Board. The criteria for determining qualification, positive attributes and independence of director is enclosed as **Annexure D** to directors' report.

Familiarisation programmes for Board Members

The Familiarisation program aims to provide insight to the Independent Directors to understand the business of the Company. Upon induction, the Independent Directors are familiarized with their roles, rights and responsibilities. Your Company provides information to familiarize the Independent Directors with the strategy, operations and functions of the Company.

At various Board meetings during the year, the Board members are provided with information/presentations and are given the opportunity to interact with the Senior Management of your Company to help them to understand the Company's strategy/ policies, business model operations, products, markets, organization structure, finance, human resources, technology, quality, facilities and risk management, changes in the regulatory environment applicable to the corporate sector and to the industry in which it operates and such other matters as may arise from time to time.

Quarterly presentations on operations made to the Board include information on business performance, operations, safety, market scenario, financial parameters, working capital management, fund flows, senior management change, major litigation, compliances, subsidiary information, regulatory scenario, etc.

The policy on familiarization programmes for Independent Directors is given in **Annexure E** to directors' report

Directors' Responsibility Statement

Your Directors state that:

- a) in the preparation of the annual accounts for the year ended March 31, 2017, the applicable accounting standards read with requirements set out under Schedule III to the Act, have been followed and there are no material departures from the same;
- b) the Directors have selected such accounting policies and applied them consistently and made judgements and estimates that are reasonable and prudent so as to give a true and fair view of the state of affairs of the Company as at March 31, 2017 and of the profit of the Company for the year ended on that date;
- c) the Directors have taken proper and sufficient care for the maintenance of adequate accounting records in accordance with the provisions of the Act for safeguarding the assets of the Company and for preventing and detecting fraud and other irregularities;
- d) the Directors have prepared the annual accounts on a 'going concern' basis;
- e) the Directors have laid down internal financial controls to be followed by the Company and that such internal financial controls are adequate and are operating effectively; and
- f) the Directors have devised proper systems to ensure compliance with the provisions of all applicable laws and that such systems are adequate and operating effectively.

Key managerial personnel

During the year, there was no change in the Key Managerial Personnel.

Auditors and Auditors' Report

Statutory Auditors

At the Annual General Meeting for the financial year 2013-14 held on 27th September, 2014, M/s. Ajay Sindhvani & Co., Chartered Accountants, Raipur were appointed as statutory auditors of the Company to hold office till the conclusion of the ensuing Annual General Meeting (AGM). The Board places on record its deep sense of appreciation for the services rendered and guidance given by them as statutory auditors of the Company.

In terms of Section 139(2) of the Companies Act, 2013, the Board of directors of your Company, on the recommendation of Audit Committee, proposes the appointment of M/s. Pruthi And Company, Chartered Accountants (FRN 013951C) as Statutory Auditors of the Company to hold office from the conclusion of this AGM till the conclusion of 36th AGM of the Company to be held in the year 2018.

M/s. Pruthi And Company, have given their consent for being appointed as statutory auditors of the Company.

Necessary resolution for appointment of M/s. Pruthi And Company, as Statutory Auditors of your Company is being taken up through the Notice of 35th Annual General Meeting forming part of this Annual Report.

The Notes on financial statement referred to in the Auditors' Report are self-explanatory and do not call for any further comments. The Auditors' Report does not contain any qualification, reservation or adverse remark.

Secretarial Auditor

The Board has appointed Mr. Brajesh R. Agrawal, Practicing Company Secretary, to conduct Secretarial Audit for the financial year 2016-17. The Secretarial Audit Report for the financial year ended March 31, 2017 is annexed herewith marked as **Annexure F** to this Report.

The Secretarial Audit Report contains certain observations on which the response of your Directors is as under:

Official Website: The Company has limited number of shareholders. All the information required to be placed on the website is circulated/ provided to the shareholders proactively and is also provided through the annual report/on the request received from the members. Due to this reason, the Company is not maintaining the website.

E-voting facility: The Company has only 20 shareholders. Given only 20 members, providing of E-voting facility shall be a costly affair. Accordingly, the Company had not provided the e-voting facility. Consent of the shareholders was obtained for this purpose.

Results: The number of shareholders in the Company are very limited and are close friends and relatives of the promoters, therefore it was deemed economical to provide the copies of the same to all the shareholders individually.

Payment of Dividend: The payment of dividend was made within 5 days of declaration of dividend therefore the same was not routed through the separate bank account.

Investment in partnership firm: The company has decided to come out of the partnership firms in a gradual manner and effective steps shall be taken in this direction. Wherever required, permission will be taken for change in the partnership firm before such change.

Annual Return with RBI for F.Y. 2016-17: Pending finalization of registration related issues based on asset/ income norms applicable to NBFC, the Company has not furnished to RBI annual Return for the F.Y. 2016-17.

Asset Income norms: The Company has investments in partnership firms/LLP, which are classified as other assets and accordingly, the income from such investment is also classified under the head other income. Further, fresh acquisition of listed equity shares just before the closing of financial year resulted in an increase in investments.

Corporate Social Responsibility (CSR)

As per the Companies Act, 2013, the Company is required to constitute a corporate social responsibility (CSR) committee of the Board of Directors comprising three or more directors with at least one being independent director and such company shall spend at least 2% of the average net profits of the company's three immediately preceding financial years on CSR activities.

Your Company constituted a Board Committee (CSR Committee) that oversees the execution of CSR Policy to ensure that the CSR objectives of the Company are met. The Committee comprises of:

- ✓ Mr. Navin Shah, Chairman
- ✓ Mr. K.K. Sarda
- ✓ Mr. Saurabh Rathi

The Corporate Social Responsibility Committee has formulated and recommended to the Board a Corporate Social Responsibility Policy (CSR Policy) indicating activities to be undertaken by the Company, which has been approved by the Board. The CSR Policy is enclosed as **Annexure G** to directors' report

The relevant details are as hereunder:

Particulars	Amount (Rs.)
Average net profit of the Company for last three financial years	4,24,43,738
Prescribed CSR expenditure (2% of net profit as computed above)	8,48,875
Amount c/f from 2015-16	6,06,978
Total Prescribed CSR Expenditure	14,55,853
Details of CSR Expenditure during 2016-17	
Total amount to be spent	14,55,853
Amount spent	15,00,000
Amount unspent	NIL

Corporate Governance

Pursuant to the Listing Regulations, Corporate Governance Report along with the Auditors' Certificate regarding compliance of conditions of Corporate Governance is made a part of the Annual Report.

Disclosures

Board/Committees/Vigil Mechanism

The Board of Directors met 5 (five) times in the financial year 2016-17. The details of the composition of Board of Directors, Corporate Social Responsibility Committee, Audit Committee, other committees of the Board, meetings of the board and committees and attendance of directors at the Board and committee meetings and implementation of Vigil Mechanism are given in the Corporate Governance Report forming part of this Annual Report.

Particulars of Loans given, Investments made, Guarantees given and Securities provided

The company being a Non-Banking Financial Company, the provisions of section 186 relating to making of investments and granting of loans are not applicable to the Company. However, the particulars of loans given and investments made are given in note no. 12, 13 and 14 to the standalone financial statements.

The Company has provided security for Rs.50 crore for credit facilities availed by Sarda Energy & Minerals Ltd. (SEML). SEML shall use the credit facilities for its business purposes. The outstanding amount of credit facilities as on 31.03.2017 was Rs. 20 crores (P.Y. Rs. 30 crores). Your company has taken loan from SEML, the outstanding balance as on 31st March 2017 was Rs. 20 crores.

Further, as on 31.03.2017, the entire holdings of the Company of 1,93,16,000 equity shares in Madhya Bharat Power Corporation Ltd. continue to remain pledged with the lenders of the company for loans granted to them. The guarantees/securities given for the credit facilities received and utilized by the recipients for their business purposes.

Details of security provided and shares pledged are given in note no. 31(b) to the noted to standalone financial statements.

Members are requested to refer the respective notes to the financial statements forming part of this annual report for details which are not repeated here for the sake of brevity.

Contracts and Arrangements with Related Parties

During the year the company had entered into contract/ arrangement /transaction with related party which could be considered material in accordance with the policy of the company on materiality of related party transactions. All contracts/arrangements/transactions entered by the Company during the financial year with the related parties were in the ordinary course of business and on an arm's length basis in the best interest of the Company. Further, the transactions with the related parties were done under proper authority, wherever required.

The Policy on materiality of related party transaction and dealing with related party transactions as approved by the Board is annexed herewith marked as **Annexure H**.

Internal Financial Control

The Company has in place adequate internal financial controls with reference to financial statements. During the year, such controls were tested and no reportable material weakness in the design or operation was observed.

Conservation of Energy, Technology Absorption and Foreign Exchange Earnings and Outgo

The Company's operation does not involve substantial consumption of energy in comparison to cost of production. To conserve the energy, the company is using drip irrigation and the energy saving techniques in its agricultural activities. The company has neither purchased nor imported any technology. During the year, the Company had no transaction involving use of foreign currency.

Extract of Annual Return

Extract of Annual Return of the Company is annexed herewith as **Annexure I** to this Report.

Particulars of Employees and related disclosures

In terms of the provisions of Section 197(12) of the Act read with Rules 5(2) of the Companies (Appointment and Remuneration of Managerial Personnel) Rules, 2014, there is no employee in the Company drawing remuneration in excess of the limits set out in the said rules.

Statement showing the names and other particulars of top ten employees in terms of remuneration drawn as per Section 197(12) of the Companies Act, 2013 read with Rules 5(2) and 5(3) of the Companies (Appointment and Remuneration of Managerial Personnel) Rules, 2014 is annexed herewith as **Annexure J**.

Disclosures pertaining to remuneration and other details as required under Section 197(12) of the Act read with Rule 5(1) of the Companies (Appointment and Remuneration of Managerial Personnel) Rules, 2014 are provided in **Annexure K** to this report.

Risk Management

The Risk Management Committee has been entrusted with the responsibility to assist the Board in (a) Overseeing and approving the Company's enterprise wide risk management framework; and (b) Overseeing that all the risks that the organization faces such as strategic, financial, credit, market, liquidity, accident, security, property, IT, legal, regulatory, reputational and other risks have been identified and assessed and there is an adequate risk management infrastructure in place capable of addressing those risks.

A Risk Management Policy approved by the Board of Directors is in place. The Company monitors and manages the risks and uncertainties that can impact its ability to achieve its strategic objectives.

General

Your Directors state that no disclosure or reporting is required in respect of the following items as there were no transactions on these items during the year under review:

1. Details relating to deposits covered under Chapter V of the Act.
2. Issue of equity shares with differential rights as to dividend, voting or otherwise.
3. Issue of shares (including sweat equity shares) to employees of the Company under any scheme.
4. The Whole-time Director of the Company has not received any remuneration or commission from any of its subsidiaries.
5. No significant or material orders were passed by the Regulators or Courts or Tribunals which impact the going concern status and Company's operations in future.

Your Directors further state that during the year under review, there were no cases filed pursuant to the Sexual Harassment of Women at Workplace (Prevention, Prohibition and Redressal) Act, 2013.

The disclosures/information/details disclosed/given elsewhere in the annual report has not been repeated again in the directors' report for the sake of brevity. Members are requested to refer relevant sections for the information.

Acknowledgement

Your Directors wish to place on record their gratitude for the valuable guidance and support rendered by various Government departments, Financial Institutions, Banks and various stakeholders, such as, shareholders, surrounding societies, customers and suppliers, among others. The Directors also commend the continuing commitment and dedication of the employees at all levels, which has been critical for the Company's success. The Directors look forward to their continued support in future.

On behalf of the Board of Directors

Raipur
August 14, 2017

Sd/-
(K.K. Sarda)
Director
DIN: 00008170
18/19, Anupam Nagar
Raipur

Sd/-
(Saurabh Rathi)
Wholetime Director
DIN : 00014178
H-5, Anupam Nagar,
Near T.V.Tower,
Raipur,

Annexure 'A' to the Directors' Report

POLICY FOR DETERMINING MATERIAL SUBSIDIARIES

I. Objective

1. The Board of Directors of the Company has adopted the following policy and procedure with regards to determination of Material Subsidiaries and to provide a governance framework for such material subsidiaries.
2. The Policy is framed in accordance with the requirements of the Clause 49 of the Listing Agreement (including any amendments thereof).

II. Definitions

"Act" means the Companies Act, 2013 including any amendment or modification thereof.

"Audit Committee" means the Committee of the Board formed under section 177 of the Act and Clause 49(III) of the Listing Agreement.

"Board of Directors" or **"Board"** means the Board of Directors of Chhatisgarh Investments Ltd., as constituted from time to time.

"Company" means Chhatisgarh Investments Ltd.

"Independent Director" means a director of the Company, not being a whole time director and who is neither a promoter nor belongs to the promoter group of the Company and who satisfies other criteria for independence under the Companies Act, 2013 and the Listing Agreement with the Stock Exchanges.

"Policy" means this Policy, as amended from time to time.

"Subsidiary" shall mean a subsidiary of the Company as defined under the Act and Rules made thereunder.

Any other term not defined herein shall have the same meaning as defined in the Companies Act, 2013, the Listing Agreement, Securities Contracts (Regulation) Act, 1956 or any other applicable law or regulation.

III. Policy

1. Material Subsidiary
A subsidiary shall be considered as Material if-
 - a) the investment of the Company in the subsidiary exceeds twenty per cent of its consolidated net worth as per the audited balance sheet of the previous accounting year; or
 - b) the subsidiary has generated twenty per cent of the consolidated income of the Company during the previous accounting year.

2. Material Non Listed Indian Subsidiary

Material Non Listed Indian Subsidiary shall mean a Subsidiary which is incorporated in India and is not listed on any of the Indian Stock Exchanges and whose:

- a) net worth (paid up capital and free reserves) exceeds 20% of the consolidated net worth of the Company and its subsidiary as per the audited balance sheet of the previous accounting year; or
- b) income exceeds 20% of the consolidated income of the Company and its subsidiary as per the audited balance sheet of the previous accounting year.

A list of such Material subsidiaries and Material Non Listed Indian Subsidiaries shall be presented to the Audit Committee annually for its noting.

IV. Requirement regarding Material Subsidiary

The Company, without passing a special resolution in its General Meeting, shall not:-

1. dispose shares in the material subsidiary which would reduce its shareholding (either on its own or together with other subsidiaries) to less than 50%; or
2. dispose shares in the material subsidiary which would cease the exercise of control over the subsidiary; or
3. sell, dispose or lease the assets amounting to more than 20% of the assets of the material subsidiary on an aggregate basis during a financial year,

unless the divestment/ sale/ disposal/ lease is made under a scheme of arrangement duly approved by a Court/Tribunal.

V. Requirement regarding Material Non-Listed Indian Subsidiary

1. At least one Independent Director on the Board of the Company shall be a Director on the Board of the material non-listed Indian subsidiary company.
2. Audit Committee of the company shall review the financial statements, in particular, the investment made by the unlisted subsidiary company.
3. The minutes of the Board Meetings of unlisted subsidiary companies shall be placed before Board Meeting of the company.
4. All significant transactions and arrangements entered into by the unlisted subsidiary company shall be brought to the attention of the Board of the Company.

"Significant transaction or arrangement" shall mean any individual transaction or arrangement that exceeds or is likely to exceed 10% of the total revenues or total expenses or total assets or total liabilities, as the case may be, of the material unlisted subsidiary for the immediately preceding accounting year.

VI. Policy Review

This Policy shall be reviewed by the Audit Committee as and when any changes are to

be incorporated in the Policy due to change in regulations or as may be felt appropriate by the Committee. Any changes or modification on the Policy as recommended by the Committee would be presented for approval of the Board of Directors.

VII. Scope and Limitation

In the event of any conflict between the provisions of this Policy and the Listing Agreement/Companies Act, 2013 or any other statutory enactments, rules, the provisions of such Listing Agreement / Companies Act, 2013 or statutory enactments, rules shall prevail over this Policy and the provisions in the Policy would be modified in due course to make it consistent with law.

VIII. Dissemination of Policy

This policy shall be disclosed in the Board's Report.

Annexure 'B' to the Directors' Report

Key Evaluation criteria

Evaluation of Board

- Composition of the Board
- Procedures for Nomination and appointment of Board members and their remuneration
- Leadership by the Chairman of the Board
- Receipt of proper and timely information by the Board members
- Meaningful/active participation at board meetings
- Consideration of quality and appropriateness of financial accounting and reporting including the transparency of disclosures
- Existence and effective working of necessary committees

Evaluation of Independent Directors

- Understanding of the Company and the external environment in which it operates and contribution to strategic direction
- Knowledge about company's products/services/activities
- Attendance and participations in the meetings and timely inputs on the minutes
- Adherence to ethical standards and code of conduct of company and disclosure of non-independence, as and when it exists and disclosure of interest
- Raising of valid concerns to the Board and constructive contribution to resolution of issues at meetings
- Interpersonal relations with other directors and management
- Objective evaluation of Board's performance, rendering independent, unbiased opinion

Evaluation of Non-Independent Directors

- Attendance and participations in the meetings and timely inputs on the minutes
- Contribution towards growth of the Company
- Leadership initiative
- Adherence to ethical standards and code of conduct of company
- Team work attributes and supervising & training of staff members

- Compliance with policies, reporting of frauds, violations, etc. and disclosure of interest
- Safeguarding of interest of whistle blowers under vigil mechanism and safeguard of confidential information

Annexure 'C' to the Directors' Report

Remuneration Policy

I. Preamble

As per the requirements of Companies Act 2013 and the Listing Agreement, the Board of Directors of Chhatisgarh Investments Ltd. ("Company") has constituted a Nomination and Remuneration Committee. The Committee's role is to be supported by a policy for remuneration of Directors Key Managerial Personnel (KMP), Senior Management Personnel and other Employees.

The Policy is designed to attract, motivate, improve productivity and retain manpower, by creating a congenial work environment, encouraging initiatives, personal growth and team work, and inculcating a sense of belongingness and involvement, besides offering appropriate remuneration packages and superannuation benefits. The policy reflects the Company's objectives for good corporate governance as well as sustained long-term value creation for stakeholders.

II. Objective

The objectives of the Policy shall be to:

1. retain, motivate and promote talent and to ensure long term sustainability for retention of talented managerial persons and create competitive advantage for the Company.
2. guide and assist the Board in laying down and administer ESOP Compensation policy in terms of SEBI Guidelines, as and when decided.

III. Guiding Principles

The following principles shall act as guiding factors while designing compensation for Directors, Key managerial personnel, senior management and other employees:

1. Aligning key executive and board remuneration with the longer term interests of the company and its shareholders
2. Minimize complexity and ensure transparency
3. Link to long term strategy as well as annual business performance of the company
4. Promotes a culture of meritocracy and is linked to key performance and business drivers
5. Reflective of line expertise, market competitiveness so as to attract the best talent.
6. Consideration for living condition, industry practices, pay and employment conditions

with peers / elsewhere in the competitive market to ensure that pay structures are appropriately aligned and that levels of remuneration remain appropriate in this context.

IV. **Definitions:**

"Act" means the Companies Act, 2013 and the Rules made thereunder including any amendment or modification thereof.

"Board / Board of Directors" shall mean the Board of Directors of the Company

"Company" shall mean Chhatisgarh Investments Ltd. [CIL]

'Directors' shall mean the directors of the Company;

'Independent Director' shall mean a director referred to in Section 149 (6) of the Companies Act, 2013 and under the Listing Agreement with the Stock Exchanges

"Key Managerial Personnel" or KMP means key managerial personnel as defined under the Companies Act, 2013 & includes:-

- i. Managing Director, or Chief Executive Officer or Manager and in their absence, a Whole-Time Director;
- ii. Company Secretary;
- iii. Chief Financial Officer; and
- iv. Such other officer as may be prescribed

'Nomination & Remuneration Committee / Committee' means Nomination & Remuneration Committee constituted and re-constituted by the Board of Directors of the Company from time to time under the provisions of the Companies Act 2013 and the Listing Agreement with the Stock Exchanges.

'Other employees' means all the employees other than the Directors, KMPs and the Senior Management Personnel.

'Senior Management Personnel' means personnel of the company who are members of its core management team excluding Board of Directors, and comprises of all members of management who are in the grade that is one level below the Directors and divisional heads.

V. **Remuneration**

1. **General**

- a. The remuneration / compensation / commission etc. to the Whole-time Director, KMP and Senior Management Personnel will be determined by the Committee and recommended to the Board for approval. The remuneration / compensation / commission etc. shall be subject to the provisions of the Act and further subject to prior/post approval of the shareholders of the Company and Central Government, wherever required.
- b. The remuneration and commission to be paid to the Whole-time Directors shall be in accordance with the approval of the shareholders of the Company and as per the provisions of the Act.

- c. Increments to the existing remuneration/ compensation structure may be recommended by the Committee to the Board which should be in terms of the approval of the Shareholders in the case of Whole-time Director.
- d. Where any insurance is taken by the Company for its Whole-time Director, Key Managerial Personnel and any other employees for indemnifying them against any liability, the premium paid on such insurance shall not be treated as part of the remuneration payable to any such personnel.

Provided that if such person is proved to be guilty, the premium paid on such insurance shall be treated as part of the remuneration.

- e. Leaves
The employees, including directors where applicable, shall be eligible for casual leaves, earned leaves and maternity leaves as per prevailing Rules of the Service.
- f. Retirement benefits
The Company shall extend Provident Fund and Gratuity benefits as per provisions of the applicable law. In addition, the Company may extend benefit of Provident Fund to employees drawing higher salary and also contribution to superannuation and other pension fund/schemes for selective employees with mutual consent. The gratuity, superannuation and pensionary contribution shall be invested in approved funds.
- g. Loans to employees
The Company may extend interest free/ concessional loans to the employees of the company for meeting fund requirement for higher education of children, land purchase, building purchase/ construction/ furnishing & repair, marriage of self and family members, medical treatment of self and family members and other exigencies. For the purpose Rules shall be framed with authority for exceptions at appropriate levels.

2. **Remuneration to Whole-time / Managing Director**

- a. Fixed pay
The Whole-time Director shall be eligible for a monthly remuneration as may be approved by the Board on the recommendation of the Committee subject to approval of the shareholders and Central Government, wherever required. The breakup of the pay and quantum of perquisites including, employer's contribution to P.F, pension scheme, medical expenses, club fees, allowances, severance payments, etc. shall be decided and approved by the Board/the Person authorized by the Board on the recommendation of the Committee and
- b. Variable pay
The Committee may recommend suitable performance related variable payments linked to the performance of the Director concerned and of the Company.
- c. Minimum Remuneration
If, in any financial year, the Company has no profits or its profits are inadequate, the Company shall pay remuneration to its Whole-time Director in accordance with the provisions of Schedule V of the Act and if it is not able to comply with such provisions, with the previous approval of the Central Government.
- d. Provisions for excess remuneration
If any Whole-time Director draws or receives, directly or indirectly by way of

remuneration any such sums in excess of the limits prescribed under the Act or without the prior sanction of the Central Government, where required, he / she shall refund such sums to the Company and until such sum is refunded, hold it in trust for the Company. The Company shall not waive recovery of such sum refundable to it unless permitted by the Central Government.

e. **Stock Options**

The Committee shall determine the stock options and other share based payments to be made to Whole Time Directors, subject to prevailing guidelines of SEBI, if any.

3. ***Remuneration to Non- Executive / Independent Director***

a. **Remuneration / Commission**

Commission may be paid within the monetary limit approved by shareholders, subject to the limits prescribed in the Act computed as per the applicable provisions of the Act.

b. **Sitting Fees**

The Non- Executive / Independent Director may receive remuneration by way of fees for attending meetings of Board or Committee thereof, as may be approved by the Board on the recommendation of the Nomination & Remuneration Committee.

Provided that the amount of such fees shall not exceed the amount as may be prescribed by the Central Government from time to time.

c. **Stock Options**

An Independent Director shall not be entitled to any stock option of the Company.

d. **Any remuneration paid to Non- Executive / Independent Directors for services rendered which are of professional in nature shall not be considered as remuneration, if the following conditions are satisfied:**

- i) The Services are rendered by such Director in his capacity as the professional; and
- ii) In the opinion of the Committee, the director possesses the requisite qualification for the practice of that profession.

4. ***Remuneration to Key Managerial Personnel and Senior Management***

a. **The remuneration to Key Managerial Personnel and Senior Management may consist of fixed pay and incentive pay, in compliance with the provisions of the Companies Act, 2013 and in accordance with the Company's Policy.**

b. **The Committee shall determine the stock options and other share based payments to be made to Key Managerial Personnel and Senior Management.**

c. **The Fixed pay shall include monthly remuneration, employer's contribution to superannuation fund, Provident Fund, contribution to pension fund, pension schemes, allowances, bonus, etc. as decided from to time, for which Rules shall be framed.**

d. **The Incentive pay, if any, shall be decided based on the performance of the Company and the performance of the Key Managerial Personnel and Senior Management, to be decided annually or at such intervals as may be considered appropriate.**

5. Other Employees

- a. The remuneration of other employees shall be fixed from time to time as per the guiding principles outlined above and considering industry standards and cost of living. In addition to basic salary they shall also be provided perquisites and retirement benefits as per schemes of the Company and statutory requirements, wherever applicable. Policy of motivation/reward/severance payments are applicable to this category of personnel as in the case of those in the management cadre.
- b. The implementation of remuneration policy for other employees is to be ensured by the WTD of the Company or any other personnel that the WTD may deem fit to delegate.

VI Remuneration Duties

The duties of the Committee in relation to remuneration matters shall include:

1. considering and determining the remuneration based on such other factors as the Committee shall deem appropriate bearing in mind that the remuneration is reasonable and sufficient to attract retain and motivate talent.
2. Approving the remuneration of the Senior Management including key managerial personnel of the Company maintaining a balance between fixed and incentive pay reflecting short and long term performance objectives appropriate to the working of the Company.
3. professional indemnity and liability insurance for Directors and senior management.

VII Implementation

1. The Committee may issue guidelines, procedures, formats, reporting mechanism and manuals in supplement and for better implementation of this policy as considered appropriate.
2. The Committee may Delegate any of its powers to one or more of its members.

VIII Policy Review

The Committee may assess the adequacy of this Policy and suggest any necessary or desirable amendments from time to time in the policy to the Board for approval to ensure it remains consistent with the Company's objectives, current laws and best practices.

IX Dissemination

This Remuneration Policy shall be disclosed in the Board's report

Annexure 'D' to the Directors' Report

CRITERIA for determining Qualifications, Positive Attributes and Independence of a Director

Qualifications

- i) diversity of thought, experience, knowledge, perspective, age and gender.
- ii) appropriate blend of functional and industry expertise.
- iii) Independent Directors ("ID") ideally should be thought/ practice leaders in their respective functions/ domains.

Positive attributes

- i) compliance with duties as provided in the Companies Act, 2013.
- ii) possessing highest standards of ethical and moral qualities, strong interpersonal and communication skills and soundness of judgment as are considered eligible for the position.
- iii) act in good faith in order to promote the objects of the Company for the benefit of its members as a whole, and in the best interests of the Company, its employees, the shareholders, the community and for the protection of environment.
- iv) exercise duties with due and reasonable care, skill and diligence and exercise independent judgment.
- v) IDs are also expected to abide by the Code for Independent Directors as outlined in Schedule IV to section 149(8) of the Companies Act, 2013.

Independence

A director will be considered as an "independent director" if the person meets with the criteria for 'independent director' as laid down in the Companies Act, 2013 and/or Clause 49.

Annexure 'E' to the Directors' Report

FAMILIARIZATION PROGRAMME FOR INDEPENDENT DIRECTORS

I. Purpose and Objective of the programme(s)

To provide insights into the Company to enable the Independent Directors to understand the Company's business in depth that would facilitate their active participation in managing the Company.

II. Familiarization and continuing education process

1. The Company through its Wholetime Director/Executive Director provides information to familiarize the Independent Directors with the strategy, operations and functions of the Company.
2. Such information/presentations provide an opportunity to the Independent Directors to interact with the Senior Management of the Company and help them to understand the Company's strategy, business model, operations, service and product offerings, markets,

organization structure, finance, human resources, technology, quality, facilities and risk management and such other areas as may arise from time to time.

3. The presentations also familiarises the Independent Directors with their roles, rights and responsibilities
4. When a new Independent Director joins the Board of the Company, he is briefed about the organization and is also given opportunity to discuss with the management the functioning of the Board and the nature of the operation of the Company's business activities.
5. New Independent Director(s) is provided with copy of latest Annual Report, the CIL Code of Conduct, the CIL Code of Conduct for Prevention of Insider Trading, Corporate brochure and other information.
6. The Company arranges for plant visit of the Directors from time to time.
7. A detailed Appointment Letter incorporating the role, duties and responsibilities, remuneration and performance evaluation process, etc. is issued for the acceptance of the Independent Directors.

III. Other initiatives to update the Directors on a continuous basis

1. The Directors get an opportunity to visit Company's plants, where plant heads appraise them of the operational and sustainability aspects of the plants to enable them to have full understanding on the activities of the Company and initiatives taken on safety, quality, CSR, Sustainability etc.
2. At various Board meetings during the year, presentations are made to the Board on safety, health and environment and sustainability issue, risk management, company policies, changes in the regulatory environment applicable to the corporate sector and to the industry in which it operates.
3. Quarterly presentations on operations made to the Board include information on business performance, operations, market scenario, financial parameters, working capital management, fund flows, senior management change, major litigation, compliances, subsidiary information, donations, regulatory scenario, etc.
4. Quarterly results / press release (if any) of the Company are sent to the Directors.

Annexure 'F' to the Directors' Report

Secretarial Audit Report

**FORM MR-3
SECRETARIAL AUDIT REPORT**

FOR THE FINANCIAL YEAR ENDED 31ST MARCH 2017
[Pursuant to section 204(1) of the Companies Act, 2013
and rule no 9 of the Companies (Appointment and Remuneration of Managerial Personnel)
Rules, 2014]

To,
The Members,
Chhatisgarh Investments Limited
Raipur, (C.G.) 492001

I have conducted the secretarial audit of the compliance of applicable statutory provisions and the adherence to good corporate practices by **Chhatisgarh Investments Limited (CIN: L67120CT1982PLC001961)** (hereinafter called 'the Company') covering the financial year ended on 31st March 2017 (hereinafter called 'the audit period'). The Company is a listed public Limited company. Secretarial Audit was conducted in a manner that provided me a reasonable basis for evaluating the corporate conducts, statutory compliances and expressing my opinion thereon.

Based on my verification of the company's books, papers, minute books, forms and returns filed and other records maintained by the Company, and the information provided by the Company, its officers, agents and authorized representatives during conduct of the secretarial audit, I hereby report that in my opinion the Company has, during the audit period covering the financial year ended on 31st March 2017, complied with the statutory provisions listed hereunder and also that the Company has proper Board-processes and compliance-mechanism in place to the extent, in the manner and subject to the reporting made hereinafter.

I have examined the books, papers, minute books, forms and returns filed and other records maintained by the Company for the financial year ended on **31st March 2017**, according to the provisions of:

- (i) The Companies Act, 2013 (the Act) and the rules made there under;
- (ii) The Securities Contracts (Regulation) Act, 1956 ('SCRA') and the rules made thereunder;
- (iii) The Depositories Act, 1996 and the Regulations and Bye-laws framed there under;
- (iv) The following regulations and guidelines prescribed under the Securities and Exchange Board of India Act, 1992 ('SEBI Act'):
 - (a) The Securities and Exchange Board of India (Substantial Acquisition of Shares and Takeovers) Regulations, 2011;
 - (b) The Securities and Exchange Board of India (Prohibition of Insider Trading) Regulations, 1992;
 - (c) The Securities and Exchange Board of India (Registrars to an Issue and Share Transfer Agents) Regulations, 1993 regarding the Companies Act and dealing with client;
 - (d) The Securities and Exchange Board of India (Depositories and Participants) Regulations,

1996;

- (v) The Management of the Company has identified Reserve Bank of India Act, 1934 as law specifically applicable to the Company.

However it was informed that there were no actions or events in pursuance of following statutes requiring any compliance thereof by the Company during the financial year:

- (a) Foreign Exchange Management Act, 1999 and the rules and regulations made there under to the extent of Foreign Direct Investment, Overseas Direct Investment and External Commercial Borrowings;
- (b) The Securities and Exchange Board of India (Issue of Capital and Disclosure Requirements) Regulations, 2009;
- (c) The Securities and Exchange Board of India (Employee Stock Option Scheme and Employee Stock Purchase Scheme) Guidelines, 1999;
- (d) The Securities and Exchange Board of India (Issue and Listing of Debt Securities) Regulations, 2008;
- (e) The Securities and Exchange Board of India (Delisting of Equity Shares) Regulations, 2009; and
- (f) The Securities and Exchange Board of India (Buyback of Securities) Regulations, 1998;
- (g) Industrial and Labour Laws

I have also examined compliance with the applicable clauses or regulations of the following:

- i. Secretarial Standards on Board Meetings and General Meetings issued by Institute of Company Secretaries of India ('The ICSI');
- ii. The Listing Agreements entered into by company with Stock Exchange (s) in India

However, before proceeding to the reporting of our observations, it is pertinent to mention the Order Passed by Hon'ble Kolkata High Court in Calcutta Stock Exchange Limited & Anr. Vs. The Securities Exchange Board of India & Other wide W.P. No. 27340 (W) of 2015 and 31846 (W) of 2014 dated 12-04-2016, whereby the Hon'ble High Court has confirmed the de-recognition of Calcutta Stock Exchange by SEBI where the securities of the Company were listed.

It was further informed by the Management that MP Stock Exchange has also applied for closure under the Exit Scheme issued by the SEBI and the order for exit of MP Stock Exchange has been passed.

Despite of the above facts, we have reported the issues which to the extent possible as if the provisions of the LODR are applicable to the Company.

It was also informed by the Management that though the securities of the Company were listed, indeed the number of shareholders is only 20 and all of them are relatives and close friends of the promoters.

I report that during the period under review the Company has complied with the provisions of the Act, rules, regulations, guidelines, standards, etc. mentioned above subject to the following observations:

1. According to Regulation 46 of SEBI (Listing Obligations and Disclosure Requirements), Regulations 2015 the Company was required to maintain a functional website containing the basic information about the company; however the company does not have its official website and the requirement to display or upload information in the company's website had not been complied with. It was replied by the management that all the information required to be placed

on the website is provided to the shareholders proactively and is also provided through the Annual Report/ on request received from the members.

2. According to Regulation 44 of SEBI (Listing Obligations and Disclosure Requirements), Regulations 2015 the Company was required to provide E-voting facility to its shareholder; however the Company had not provided the E-voting facility to its shareholder for the Annual General Meeting. It was replied by the management that the company had only 20 (twenty) shareholders, all being either relatives or close friends of the promoters / Directors and therefore it was considered that providing the E-voting facility to its shareholders would not serve any purpose as the intent of the E-voting was to ensure better participation of the members of the Company which was otherwise available.
3. According to Regulation 47 of SEBI (Listing Obligations and Disclosure Requirements), Regulations 2015, the unaudited Financial Results of each quarter were required to be published in the News Papers. However it was observed that the same were not published. The management replied that since the number of shareholders is very limited and being close friends and relatives of the promoters, it was deemed economical to provide the copies of the same to all the shareholders individually.
4. The Company has made declaration and payment of dividend during the financial year in compliance of provisions of the Act i.e. the payment was made within 5 days from the date of declaration. It was observed that though the payment was made within 5 days of declaration of dividend, but the same was not routed through the separate bank account. Further, the Company was not required to transfer any amount to the Investor Education and Protection Fund for earlier period in accordance with section 125 of the Act.
5. The company had investments in two partnerships firms and as per RBI norms an NBFC cannot become partner in partnership firm. The management replied that the Company has decided to come out of partnership firms in a gradual manner and effective steps shall be taken in this direction. Wherever required, permission will be taken in the partnership firm before such change.
6. The company had not furnished to Reserve Bank of India Annual return for financial year 2016-17. The management replied that pending finalization of registration related issues based on asset/ income norms applicable to NBFC, the company has not furnished to RBI annual return for the F.Y. 2016-17.
7. It was also observed that the Company being registered as NBFC, it does not meet the Asset income norms as prescribed under section 451C of the RBI Act, 1934. The management replied that the Company has investments in partnerships/LLP which are classified as other assets and accordingly, the income from such investments is also classified under the head other income. Further, fresh acquisition of listed equity shares just before the closing of financial year resulted in an increase in investments.

I further report that subject to above:

- The Board of Directors of the Company was duly constituted with proper balance of Executive Directors, Non-Executive Directors and Independent Directors. The changes in the composition of the Board of Directors that took place during the period under review were carried out in compliance with the provisions of the Act.
- Adequate notices were given to all directors to schedule the Board Meetings, agenda and detailed notes on agenda were sent at least seven days in advance, and a system found to exist

for seeking and obtaining further information and clarifications on the agenda items before the meeting and for meaningful participation at the meeting.

Majority decision is carried through while the dissenting member's views are captured and recorded as part of the minutes.

I further report that there were adequate systems and processes in the company commensurate with its size and operations to monitor and ensure compliance with applicable laws, rules, regulations and guidelines. The company had deputed proper persons to ensure the timely compliances of laws applicable to the Company.

There were no other specific events/actions having a major bearing on the company's affairs in pursuance of the above referred laws, rules, regulations, guidelines, standards, etc. referred to above.

This report is to be read with our letter of even date which is annexed as Annexure A and forms an integral part of this report.

(CS Brajesh R. Agrawal)
Practicing Company Secretary
FCS no: 5771 | C.P. No.: 5649

Date: 14/08/2017

Place: Raipur

To
The Members
Chhatisgarh Investments Limited
Raipur, (C.G.) 492001

Our Secretarial audit report for the financial year 31st March 2017 is to be read along with this letter.

Management Responsibility

- 1. It is the responsibility of the Management of the Company to maintain Secretarial records, devise proper systems to ensure compliance with the provisions of all applicable laws and regulations and to ensure that the systems are adequate and operate effectively.*

Auditors Responsibility

- 2. Our responsibility is to express an opinion on these secretarial records, standards and procedures followed by the Company with respect to secretarial compliances.*
- 3. We believe that audit evidence and information obtained from the Company management is adequate and appropriate for us to provide a basis for our opinion.*
- 4. Whenever required we have obtained the managements representation about the applicability, compliance of laws, rules and regulations and happenings of events etc.*

Disclaimer

- 5. The secretarial audit report is neither an assurance as to the future viability of the Company nor of the efficacy or effectiveness with which the management has conducted the affairs of the Company.*

6. *We have not verified the correctness and appropriateness of financial records and books of accounts of the Company.*

(CS Brajesh R. Agrawal)
Practicing Company Secretary
FCS no: 5771 | C.P. No.: 5649

Date: 14/08/2017

Place: Raipur

Annexure 'G' to the Directors' Report

Corporate Social Responsibility (CSR) Policy

Preamble

Corporate Social Responsibility [CSR] is strongly connected with the principles of sustainability. An organization should make decisions based not only on financial factors, but also on the social and environmental factors and consequences. As such, CIL has taken, as its core corporate responsibility, to practice corporate values through its commitment to grow in a socially and environmentally responsible way, while meeting the interests of its stakeholders.

CIL recognizes that its business activities have wide impact on the societies in which it operates and therefore, an effective practice is required giving due consideration to the interests of its stakeholders including shareholders, customers, employees, suppliers, business partners, local communities and other organizations. The company endeavors to make CSR a key business process for sustainable development. CIL is responsible for continuously enhancing its shareholders wealth and at the same time, is also committed to its other stakeholders to conduct its business in an accountable manner that creates a sustained positive impact on society.

Policy Statement

CSR Policy of CIL shall ensure that all developmental activities/ initiatives undertaken are accessible to the most deserving segments such as children, women, elderly and those with disabilities. This would reflect particularly in the field of education, healthcare, sanitation, community welfare, skill development, infrastructure development, etc.

The CSR Policy focuses on addressing critical social, environmental and economic needs of the marginalized/underprivileged sections of the society. CIL adopts an approach that integrates the solutions to these problems into the strategies of the company to benefit the communities at large and create social and environmental impact.

Objective

The main objective of CSR Policy is to lay down guidelines to make CSR a key business process for sustainable development for the society. It aims at supplementing the program of the Government in enhancing welfare measures of the society based on the immediate and long term social and environmental consequences of their activities.

The key objectives of this policy are to:

- Define CSR and the approach adopted to achieve our CSR Objectives
- Define the kind of activities/projects that will come under the ambit of CSR
- Identify broad areas in which the company will participate
- Serve as a guiding document to help execute and monitor CSR activities
- Elucidate criteria for partnering implementation agencies

CSR Committee

CIL has a Board Level Sub-Committee herein after referred to as CSR Committee consisting of three or more Directors out of whom at least one shall be an Independent Director. The Committee will report to the Board of Directors of the Company.

The CSR Committee shall be responsible for the following:

- a) formulate and recommend to the Board, suitable CSR Policy which shall indicate the activities to be undertaken by the company in terms of Schedule VII of the Companies Act, 2013;
- b) recommend the amount of expenditure to be incurred on the activities referred to in clause (a);
- c) delegating powers for approving CSR budget within the framework of CSR policy; and
- d) monitor the CSR spending of the company from time to time.

Focus Areas

All CSR activities are identified in consultation with the community. The assessment is based on need at grass root level to reach out the beneficiary. Actions are / shall be initiated to implement, integrate and evaluate best practices of CSR initiatives.

The CSR activities being pursued / to be pursued will be focused not just around CIL's plants and offices, but also in other geographies based on the needs of the communities. CSR activities of CIL will cover the following focus areas:

Promotion of quality education especially among children in the remote areas deprived of the basic education, including:

- financial support to govt. schools and charitable organizations running schools on non-commercial consideration;
- non-formal education programmes;
- supporting schools with infrastructure facilities;
- supporting children for higher education;
- transport and other facility to attract children to schools;
- adult literacy for women;
- providing of Hostel facilities for students and working women.

Promoting Health care including Preventive Health care through awareness programmes, health check-ups, provision of medicine & treatment facilities, providing pre-natal & post-natal healthcare facilities, prevention of female foeticide through awareness creation, program for preventing diseases and building immunity. Operation of mobile dispensary to serve the people residing in remote areas deprived of basic medical facilities and to the under privileged class, industrial workers and people of surrounding villages. Organising Blood Donation camps.

Employment and livelihood enhancing vocational skills and projects

Promotion of rural and nationally recognized sports through:

- adoption of games and sponsoring of events to attract local talent to the games
- scholarships to deserving players for training & Development of their skills and improved nutrition
- provision of sports items to the schools and athletic organisation

Rural Developments projects such as:

- excavation and deepening of ponds
- construction of roads, drains and other public utilities
- drinking water supply arrangements including borewells, tanks and pipe lines
- electrification of public places
- Support initiatives in rural areas on health and hygiene

Social business projects for eradication of poverty and empowerment of under privileged through generation of alternative source of income to the villagers such as promotion of:

- dairy activities among villagers through sustained support for:
 - ✓ breed improvement for higher yield;
 - ✓ veterinary support;
 - ✓ procurement of high yielding animals;
 - ✓ preservation of perishable products;
 - ✓ promotion of high yielding fodder.
- organic farming, bio-methanation and wormi-compost fertilizer projects;
- use of hybrid seeds in agriculture for improved yields;
- water recharging/harvesting among the farmers;
- support for formation & operation of SHG and JLG;
- old age homes for senior citizens and homes for students and working women.

Ensuring environmental sustainability and ecological balance through:

- plantation drives;
- reviving endangered plants, promoting agro-forestry;
- protection of flora & fauna /promoting biodiversity;
- conservation of natural resources;
- maintaining quality of soil, air & water;
- adoption of wastelands to cultivate plants;
- animal welfare and veterinary services;
- promoting alternate energy resources;
- technical support and knowhow for improving farming and building capacities of small farmers.

Eradicating hunger, poverty and malnutrition

- provision of food, nutrition supplement, clothes, etc. for the poor, children and other deprived sections of the society;
- supporting nutrition in anganwadi centres and building capacities of anganwadi workers to this effect;
- provision of shelter for homeless;
- promoting sanitation including support for potable drinking water and toilets

Contributions for CSR Activities

- To contribute to the Prime Minister's National Relief Fund or any other fund set up by the Central Government for socio-economic development and relief;
- To contribute or provide funds to technology incubators located within academic institutions which are approved by the Central Government;
- To contribute to any fund setup by the Central Government or State Government(s) including Chief Minister's Relief Fund, which may be recognized as CSR activity;
- To promote sustainability in partnership with industry associations in order to have a multiplier impact.
- To contribute for welfare of armed forces personnel, war widows and their dependants;

Other Activities

- Welfare for differently disabled persons;
- Protection of national heritage, art, culture and handicraft; Restoration of Buildings & sites of historical importance & works of art;
- Support in such form as possible at the time of natural calamity or engage in Disaster Management system;
- Employing people and incurring other costs to carry out aforesaid activities;
- Support to NGOs/charitable organizations working for any of the above specified objects;
- Such other activities as may be permitted from time to time by law / as the Board may consider appropriate.

Implementation

Every year, the CSR Committee will place for the Board's approval, a CSR Plan delineating the CSR Programs to be carried out during the financial year and the specified budgets thereof. The Board will consider and approve the CSR Plan with such modifications that may be deemed necessary.

The CSR Committee will assign the task of implementation of the CSR Plan within specified budgets and timeframes to such approved persons or bodies as it may deem fit. The persons/bodies to which the implementation is assigned will carry out such CSR Programmes as determined by the CSR Committee within the specified budgets and timeframes and report back to the CSR Committee on the progress thereon at such frequency as the CSR Committee may direct.

In case of any doubt with regard to any provision of the policy and also in respect of matters not covered herein, a reference to be made to Corporate HR department who in turn shall seek the clarification from the CSR Committee. In all such matters, the interpretation & decision of the CSR Committee shall be final.

Any or all provisions of the CSR policy would be subject to revision/amendment in accordance with the Rules and guidelines on the subject as may be issued by the Government, from time to time, subject to approval of the CSR Committee.

Annual CSR Budget

In line with the requirements of the Companies Act, 2013, CIL shall earmark as CSR Budget, at least 2% of the average of net profits of the company made during the three immediately preceding financial years. The surplus arising out of the CSR activities, projects or programs shall

not form part of the business profits of the company and shall be utilized for CSR activities only. Any unutilized amount shall be carried over to subsequent year to be used only for CSR activities.

Monitoring

The CSR Committee shall review the implementation of the CSR Programs periodically and issue necessary directions from time to time to ensure orderly and efficient execution of the CSR Programs in accordance with this Policy.

The CSR Committee will review periodically and keep the Board apprised of the status of the progress of implementation of the approved CSR Programs and at the end of every financial year, the CSR Committee will submit its report to the Board.

Further, on the recommendation of the CSR Committee, the Board may review and amend this Policy from time to time. The Company reserves the right to modify, cancel, add to, or amend this Policy, with the approval of the CSR Committee / Board of Directors.

Information dissemination

The contents of the approved CSR Policy shall be disclosed in the Board's Report and shall also be displayed on the Company's website, if any.

Effective Date

This Policy is approved by the Board of Directors in its meeting held on 12.08.2014 and shall be effective from 15th August, 2014

Contact

For queries related to CSR Policies, please contact:

Chhatisgarh Investments Limited
Vanijya Bhawan, 1st Floor,
Sai Nagar, Devendra Nagar Road,
Raipur (C.G.) 492001
Tel. : + 91 – 771 – 2214212 Fax : + 91 – 771 - 2214213
E-mail: cil_rpr@rediffmail.com

Annexure 'H' to the Directors' Report

POLICY ON RELATED PARTY TRANSACTION AND MATERIALITY OF RELATED PARTY TRANSACTIONS

I. Preamble:

The Board of Directors of the Company has adopted the following policy and procedure with regards to dealing with Related Party Transactions and policy on materiality of Related Party Transactions. The Audit Committee will review the same from time to time and propose amendment(s) required in the policy to the Board of Directors.

II. Objective:

1. This policy on related party transactions and materiality of Related Party Transactions is formulated in terms of Clause 49 VII and VIII of the listing agreement (to be effective from 1st October, 2014) which provides that the Company shall formulate a policy on "materiality of related party transactions" and also on dealing with related party transactions.
2. This Policy also aims to comply with the provisions of the Companies Act 2013 and Rules framed there under and Clause 49 of the Listing Agreement with the Stock Exchanges.

III. Definitions:

"Act" means the Companies Act, 2013 including any amendment or modification thereof.

"Audit Committee" means the Committee of the Board formed under section 177 of the Act and Clause 49(III) of the Listing Agreement.

"Related Party" For the purpose of this policy, an entity shall be considered as related party to the company if:

- i) such entity is a related party under Section 2(76) of the Companies Act, 2013; or
- ii) such entity is a related party under the applicable accounting standards; or
- iii) such entity is a related party under sub-clause VII- B of clause 49 of the Listing Agreement.

"Related-Party Transaction"

- i) Under the Companies Act, 2013 the related party transactions are governed by Section 188 of the Companies Act, 2013 which covers only following transactions of commercial nature:
 - a) sale, purchase or supply of any goods or materials;
 - b) selling or otherwise disposing of, or buying, property of any kind;
 - c) leasing of property of any kind;
 - d) availing or rendering of any services;
 - e) appointment of any agent for purchase or sale of goods, materials, services or property;
 - f) such related party's appointment to any office or place of profit in the company, its subsidiary company or associate company;
 - g) underwriting the subscription of any securities or derivatives thereof, of the company.
- ii) As per Clause 49 VII of the listing agreement, a related party transaction is a transfer of resources, services or obligations between a company and a related party, regardless of whether a price is charged.
- iii) Clause 49 VII B of the Listing Agreement requires all related party transactions to be executed with prior approval of the Audit Committee and all Material related party transactions to be executed with the prior approval of Audit Committee and approval of shareholder by special resolution where the related parties shall abstain

from voting thereon.

“Material related party transaction”

Material Transactions will be determined as per the following rules:

Category of Transaction	Material Related-Party Transactions – u/s 188 of the Companies Act 2013	Material Related-Party Transactions – SEBI - clause 49 of the Listing Agreement
Sale, purchase or supply of any goods or materials, directly or through appointment of agent	Exceeding 10% of turnover or Rs. 100 crore, whichever is lower	10% of annual consolidated turnover of the company as per last audited financial statement
Selling or otherwise disposing of, or buying, property of any kind; directly or through appointment of agent	Exceeding 10% of net worth or Rs. 100 crore, whichever is lower	
Leasing of property of any kind;	Exceeding 10% of net worth or 10% of turnover or Rs. 100 crore, whichever is lower	
Availing or rendering of any services, directly or through appointment of agent	Exceeding 10% of turnover or Rs 50 crore, whichever is lower	
Such Related Party's appointment to any office or place of profit in the company, its subsidiary company or associate company	At a monthly remuneration exceeding Rs 2.5 lakh	
Underwriting the subscription of any securities or derivatives thereof, of the company	Remuneration exceeding 1% of net worth	

IV. Approvals, Disclosures and related provisions:

No Related Party Transaction shall be entered in to by the Company without complying with the following:

1. The Company shall obtain prior approval of the Audit Committee. The Audit Committee shall review and approve all Related Party Transactions based on this Policy. A member of the Committee who (if) has a potential interest in any Related Party Transaction will not participate in the discussions in the meeting on such Related Party Transaction and shall not be counted in determining the presence of a quorum when such Transaction is considered.
2. The Audit Committee may grant omnibus approval for Related Party Transactions proposed to be entered into by the company subject to the following conditions:

- i) The Audit Committee shall lay down the criteria for granting the omnibus approval in line with the policy on Related Party Transactions of the company and such approval shall be applicable in respect of transactions which are repetitive in nature.
- ii) The Audit Committee shall satisfy itself the need for such omnibus approval and that such approval is in interest of the company;
- iii) Such omnibus approval shall specify (i) the name/s of the related party, nature of transaction, period of transaction, maximum amount of transaction that can be entered into, (ii) the indicative base price/current contracted price and the formula for variation in the price if any and (iii) such other conditions as the Audit Committee may deem fit;

Provided that where the need for Related Party Transaction cannot be foreseen and aforesaid details are not available, Audit Committee may grant omnibus approval for such transactions subject to their value not exceeding Rs.1 crore per transaction.

- iv) Audit Committee shall review, at least on a quarterly basis, the details of Related Party Transactions entered into by the company pursuant to each of the omnibus approval given.
 - v) Such omnibus approvals shall be valid for a period not exceeding one year and shall require fresh approvals after the expiry of one year.
3. All the Related Party Transactions under section 188 of the Companies Act 2013, **except** the transactions entered into by the company in its ordinary course of business and which are on an arm's length basis, shall be approved by the Board of Directors of the Company.
4. The agenda item of the Board meeting shall disclose:
- i) the name of the related party and nature of relationship
 - ii) the nature, duration of the contract and particulars of the contract or arrangement
 - iii) the material terms of the contract or arrangement including the value, if any
 - iv) any advance paid or received for the contract or arrangement, if any
 - v) the manner of determining the pricing and other commercial terms, both included as part of contract and not considered as part of the contract
 - vi) whether all factors relevant to the contract have been considered, if not, the details of factors not considered with the rationale for not considering those factors and
 - vii) any other information relevant or important for the Board to take a decision on the proposed transaction
5. No Interested Director shall be present at the meeting during discussions on the subject matter of the resolution relating to related party transaction
6. All material transactions with related party as per Listing Agreement shall be

approved by the shareholders of the Company through special resolution.

7. All existing material related party contracts or arrangements which are likely to continue beyond March 31, 2015 shall be placed for approval of the shareholders in the ensuing general meeting.
Provided that:
 - a) No member of the company shall vote on such special resolution, if such member is a Related Party.
 - b) The special resolution passed by the holding company shall be sufficient for the purpose of entering into the transactions between wholly owned subsidiary and holding company.
 - c) The explanatory statement to the notice of general meeting shall contain name of the related party, name of director or KMP who is related, if any, nature of relationship, nature, material terms, monetary value and particulars of the contract or arrangement and any other information relevant or important for the members to take a decision on proposed resolution.
8. Details of all material transactions with related party shall be disclosed quarterly along with the compliance report on corporate governance.
9. Every contract or arrangement with Related Party entered in to by the Company shall be referred to in the Board's Report to the shareholders along with justification for entering in to such contract or arrangement.

V. Review & monitoring of Related Party Transactions:

The Audit Committee shall review and monitor a Related Party Transaction taking into account the terms of the transaction, the business purpose of the transaction, the benefits to the Company and to the Related Party, and any other relevant matters. In connection with any review of a Related Party Transaction, the Committee has authority to modify or waive any procedural requirements of this Policy.

VI. Transactions not to be considered as Related Party Transactions

Notwithstanding the foregoing, the following Related Party Transactions shall not require approval of Audit Committee, Board or Shareholders:

- i) Any transaction that involves the providing of compensation to a director or Key Managerial Personnel in connection with his or her duties to the Company or any of its subsidiaries or associates, including the reimbursement of reasonable business and travel expenses incurred in the ordinary course of business.
- ii) Any transaction in which the Related Party's interest arises solely from ownership of securities issued by the Company and all holders of such securities receive the same benefits pro rata as the Related Party.

VII. Related Party Transactions not approved under this Policy:

In the event the Company becomes aware of a Transaction with a Related Party that has not been approved under this Policy the matter shall be reviewed by the Audit

Committee. The Audit Committee shall consider all of the relevant facts and circumstances regarding the Related Party Transaction, and shall evaluate all options available to the Company, including ratification by it or recommend the Board for their ratification or seeking approval of Shareholders, revision or termination of the Related Party Transaction. The Committee shall also examine the facts and circumstances pertaining to the failure of reporting such Related Party Transaction to the Committee under this Policy, and shall take any such action as it deems appropriate.

VIII. Policy Review:

This Policy is framed based on the provisions of the Companies Act, 2013, and rules made thereunder and the requirements of the proposed Clause 49 of the Listing Agreement with the stock exchanges as on September 15, 2014. In case of any subsequent changes in the provisions of the Companies Act, 2013, or any other regulations which makes any of the provisions in the Policy inconsistent with the Act or regulations, the provisions of the Act or regulations would prevail over the Policy and the provisions in the Policy would be modified in due course to make it consistent with law.

This Policy shall be reviewed by the Audit Committee as and when any changes are to be incorporated in the Policy due to change in regulations or as may be felt appropriate by the Committee. Any changes or modification on the Policy as recommended by the Committee would be presented for approval of the Board of Directors.

This Policy will be communicated to all Directors, KMPs, operational employees and other concerned persons of the Company.

FORM No. MGT-9**EXTRACT OF ANNUAL RETURN**

as on the financial year ended 31.03.2017

[Pursuant to Section 92(3) of the Companies Act, 2013, and Rule 12(1) of the Companies (Management and Administration) Rules, 2014]

I. Registration and other details :

CIN	L67120CT1982PLC001961
Registration Date	21.04.1982
Name of the Company	CHHATISGARH INVESTMENTS LTD
Category / Sub-Category of the Company	Company limited by shares
Address of the Registered Office and contact details	Vanija Bhawan, 1st Floor, Sai Nagar Devendra Nagar Road, Raipur (CG) Ph. No. 0771-2214211
Whether listed company	Yes
Name, address and contact details of Registrar and Transfer Agent, if any	*M/s Bigshare Services Pvt. Ltd. 1st Floor, Bharat Tin Works Building, Opp. Vasant Oasis, Makwana Road, Marol, Andheri East, Mumbai - 400059

*Confirmation regarding change in R&T Agent from Sharepro Services (India) P. Ltd was received by Company:

- From NSDL vide letter dated 23.02.2017
- From CDSL vide letter dated 10.04.2017

II. Principal Business Activities of the Company :

All the Business Activities contributing 10% or more of the total turnover of the Company shall be stated:

Sl. No.	Name and Description of main Products / Services	NIC Code of the Product / Service	% to total turnover of the Company
1	Other credit granting (NBFC)	6492	97.19%

III. Particulars of Holding, Subsidiary and Associate Companies:

Name and address of the Company	CIN / GLN	Holding / Subsidiary / Associate	% of shares held	Applicable Section
Rishabh Mining And Transport Company Pvt. Ltd.	U13100CT1993PTC007854	Subsidiary	100%	2(87)(ii)
Prayag Thermoplasts Pvt. Ltd.	U25209MH1991PTC062489	Subsidiary	100%	2(87)(ii)
Sarda Energy & Minerals Ltd.	L27100MH1973PLC016617	Associate	37.92%	2(6)
Sarda Dairy & Food Products Ltd.	U15122CT2011PLC000089	Associate	47.65%	2(6)
Sarda Hydro Power Pvt. Ltd.	U40101CT1999PTC007932	Associate	26.00%	2(6)
Minmet International Resources Pvt. Ltd.	U01429MH2005PTC210414	Associate	46.09%	2(6)
Mumbai Fabrics Pvt. Ltd.	U74999MH2010PTC210365	Associate	22.74%	2(6)
Salasar Realmart Pvt. Ltd.	U45201MP2008PTC020747	Associate	20.00%	2(6)
Raipur Mega Food Park Pvt. Ltd.	U70109CT2012PTC000217	Joint Venture	45.00%	2(6)

IV. SHAREHOLDING PATTERN (Equity Share Capital Breakup as percentage of Total Equity)**i) Category-wise Shareholding**

Category of Shareholders	No. of Shares held at the beginning of the year				No. of Shares held at the end of the year				% Change during the year
	Demat	Physical	Total	% of Total Shares	Demat	Physical	Total	% of Total Shares	
A. Promoters									
(1) Indian									
a) Individual / HUF	52100	150	52250	20.25	52100	150	52250	20.25	Nil
b) Central Govt.	0	0	0	0	0	0	0	0	Nil
c) State Govt.(s)	0	0	0	0	0	0	0	0	Nil
d) Bodies Corporate	129950	850	130800	50.70	129950	850	130800	50.70	Nil
e) Banks / FI	0	0	0	0	0	0	0	0	Nil
f) Any Other....	0	0	0	0	0	0	0	0	Nil
Sub-Total (A)(1):	182050	1000	183050	70.95	182050	1000	183050	70.95	Nil
(2) Foreign	0	0	0	0	0	0	0	0	Nil
a) NRIs - Individuals	0	0	0	0	0	0	0	0	Nil
b) Other - Individuals	0	0	0	0	0	0	0	0	Nil
c) Bodies Corporate	0	0	0	0	0	0	0	0	Nil
d) Banks / FI	0	0	0	0	0	0	0	0	Nil
e) Any Other....	0	0	0	0	0	0	0	0	Nil
Sub-Total (A)(2):	0	0	0	0	0	0	0	0	Nil
Total Shareholding of Promoters (A) = (A)(1)+(A)(2)	182050	1000	183050	70.95	182050	1000	183050	70.95	Nil
B. Public Shareholding									
(1) Institutions									
a) Mutual Funds / UTI	0	0	0	0	0	0	0	0	Nil
b) Banks / FI	0	0	0	0	0	0	0	0	Nil
c) Central Govt.	0	0	0	0	0	0	0	0	Nil
d) State Govt.(s)	0	0	0	0	0	0	0	0	Nil
e) Venture Capital Funds	0	0	0	0	0	0	0	0	Nil
f) Insurance Companies	0	0	0	0	0	0	0	0	Nil
g) FIs	0	0	0	0	0	0	0	0	Nil
h) Foreign Venture Capital Funds	0	0	0	0	0	0	0	0	Nil
i) Others (specify)	0	0	0	0	0	0	0	0	Nil
Sub-Total (B)(1):	0	0	0	0	0	0	0	0	Nil

(2) Non-Institutions									Nil
a) Bodies Corporate									Nil
i) Indian	250	0	250	0.10	250	0	250	0.10	Nil
ii) Overseas	0	0	0	0	0	0	0	0	Nil
b) Individuals									
i) Individual Share holders holding nominal share capital upto Rs. 1 lakh	13500	3500	17000	6.59	13500	3500	17000	6.59	Nil
ii) Individual Share holders holding nominal share capital in excess of Rs. 1 lakh	0	0	0	0	0	0	0	0	Nil
c) Others (specify)	0	0	0	0	0	0	0	0	Nil
Relatives not in control	45850	2100	47950	18.58	45850	2100	47950	18.58	Nil
Firms	0	9750	9750	3.78	0	9750	9750	3.78	Nil
Sub-Total (B)(2):	59600	15350	74950	29.05	59600	15350	74950	29.05	Nil
Total Public Share holding (B)=(B)(1)+(B)(2)	59600	15350	74950	29.05	59600	15350	74950	29.05	Nil
C. Shares held by Custodian for GDRs & ADRs	0	0	0	0	0	0	0	0	Nil
Grand Total (A+B+C)	241650	16350	258000	100	241650	16350	258000	100	Nil

ii) Shareholding of Promoters

Sl. No.	Shareholders Name	Shareholding at the beginning of the year			Shareholding at the end of the year			% change in shareholding during the year
		No. of Shares	% of total shares of the Company	% of Shares Pledged /encumbered to total shares	No. of Shares	% of total shares of the Company	% of Shares Pledged /encumbered to total shares	
1	Kamal Kishore Sarda	4800	1.86	0	4800	1.86	0	Nil
2	Pankaj Sarda	6550	2.54	0	6550	2.54	0	Nil
3	Uma Sarda	16550	6.41	0	16550	6.41	0	Nil
4	Vipula Sarda	3000	1.16	0	3000	1.16	0	Nil
5	Anant Sarda	21200	8.22	0	21200	8.22	0	Nil
6	Vivaan Sarda	150	0.06	0	150	0.06	0	Nil
7	Sattva Seeds Pvt. Ltd.	81325	31.52	0	81325	31.52	0	Nil
8	Prachi Agriculture & Properties Pvt. Ltd.	49475	19.18	0	49475	19.18	0	Nil
	Total	183050	70.95	0	183050	70.95	0	Nil

iii) Change in Promoters' Shareholding (Please specify, if there is no change): NO CHANGE

S.No.	Name		Shareholding		Transactions during the year			Cumulative shareholding during the year	
			No. of Shares	% of total shares	Date	Reason	No. of shares	Cumulative	% of total shares
1	Kamal Kishore Sarda	At the beginning of the year	4800	1.86%				4800	1.86%
		Datewise Increase/Decrease in Promoters Shareholding during the year specifying the reasons for increase/decrease (e.g. allotment/ transfer/bonus/sweat equity etc):				NIL			
2	Pankaj Sarda	At the beginning of the year	6550	2.54%				6550	2.54%
		Datewise Increase/Decrease in Promoters Shareholding during the year specifying the reasons for increase/decrease (e.g. allotment/ transfer/bonus/sweat equity etc):				NIL			
3	Uma Sarda	At the beginning of the year	16550	6.41%				16550	6.41%
		Datewise Increase/Decrease in Promoters Shareholding during the year specifying the reasons for increase/decrease (e.g. allotment/ transfer/bonus/sweat equity etc):				NIL			
4	Vipula Sarda	At the beginning of the year	3000	1.16%				3000	1.16%
		Datewise Increase/Decrease in Promoters Shareholding during the year specifying the reasons for increase/decrease (e.g. allotment/ transfer/bonus/sweat equity etc):				NIL			
5	Anant Sarda	At the beginning of the year	21200	8.22%				21200	8.22%
		Datewise Increase/Decrease in Promoters Shareholding during the year specifying the reasons for increase/decrease (e.g. allotment/ transfer/bonus/sweat equity etc):				NIL			
		At the end of the year	21200	8.22%				21200	8.22%

6	Vivaan Sarda	At the beginning of the year	150	0.06%			150	0.06%
		Datewise Increase/Decrease in Promoters Shareholding during the year specifying the reasons for increase/decrease (e.g. allotment/ transfer/bonus/sweat equity etc):				NIL		
7	Sattva Seeds Pvt. Ltd.	At the beginning of the year	81325	31.52%			81325	31.52%
		Datewise Increase/Decrease in Promoters Shareholding during the year specifying the reasons for increase/decrease (e.g. allotment/ transfer/bonus/sweat equity etc):				NIL		
8	Prachi Agriculture & Properties Pvt. Ltd.	At the beginning of the year	49475	19.18%			49475	19.18%
		Datewise Increase/Decrease in Promoters Shareholding during the year specifying the reasons for increase/decrease (e.g. allotment/ transfer/bonus/sweat equity etc):				NIL		
		At the end of the year	49475	19.18%			49475	19.18%

iv) Shareholding Pattern of Top Ten Shareholders (Other than Directors, Promoters and Holders of GDRs and ADRs)

S.No.	Name		Shareholding (Beginning of the year)		Cumulative shareholding during the year	
			No. of Shares	% of total shares of the Company	No. of Shares	% of total shares of the Company
1	Jugal Kishore Sarda	At the beginning of the year	16950	6.57	16950	6.57
		Datewise Increase/Decrease in Promoters Shareholding during the year specifying the reasons for increase/decrease (e.g. allotment/ transfer/bonus/sweat equity etc):	Nil	Nil		
		At the end of the year	16950	6.57	16950	6.57
2	Ghanshyam Sarda	At the beginning of the year	15000	5.81	15000	5.81
		Datewise Increase/Decrease in Promoters Shareholding during the year specifying the reasons for increase/decrease (e.g. allotment/ transfer/bonus/sweat equity etc):	Nil	Nil		
		At the end of the year	15000	5.81	15000	5.81
3	Veena Devi Sarda	At the beginning of the year	14000	5.43	14000	5.43
		Datewise Increase/Decrease in Promoters Shareholding during the year specifying the reasons for increase/decrease (e.g. allotment/ transfer/bonus/sweat equity etc):	Nil	Nil		
		At the end of the year	14000	5.43	14000	5.43
4	Manish Sarda	At the beginning of the year	5500	2.13	5500	2.13
		Datewise Increase/Decrease in Promoters Shareholding during the year specifying the reasons for increase/decrease (e.g. allotment/ transfer/bonus/sweat equity etc):	Nil	Nil		
		At the end of the year	5500	2.13	5500	2.13
5	Sarda Finvest	At the beginning of the year	5000	1.94	5000	1.94
		Datewise Increase/Decrease in Promoters Shareholding during the year specifying the reasons for increase/decrease (e.g. allotment/ transfer/bonus/sweat equity etc):	Nil	Nil		
		At the end of the year	5000	1.94	5000	1.94
6	Sarda Investment	At the beginning of the year	4750	1.84	4750	1.84
		Datewise Increase/Decrease in Promoters Shareholding during the year specifying the reasons for increase/decrease (e.g. allotment/ transfer/bonus/sweat equity etc):	Nil	Nil		
		At the end of the year	4750	1.84	4750	1.84
7	Neeraj Sarda	At the beginning of the year	4500	1.74	4500	1.74
		Datewise Increase/Decrease in Promoters Shareholding during the year specifying the reasons for increase/decrease (e.g. allotment/ transfer/bonus/sweat equity etc):	Nil	Nil		
		At the end of the year	4500	1.74	4500	1.74
8	Aditi Sarda	At the beginning of the year	4000	1.55	4000	1.55
		Datewise Increase/Decrease in Promoters Shareholding during the year specifying the reasons for increase/decrease (e.g. allotment/ transfer/bonus/sweat equity etc):	Nil	Nil		
		At the end of the year	4000	1.55	4000	1.55

9	Prachi Sarada	At the beginning of the year	2000	0.78	2000	0.78
		Datewise Increase/Decrease in Promoters Shareholding during the year specifying the reasons for increase/decrease (e.g. allotment/ transfer/bonus/sweat equity etc):	Nil	Nil		
		At the end of the year	2000	0.78	2000	0.78
10	Aditya Sarada	At the beginning of the year	1500	0.58	1500	0.58
		Datewise Increase/Decrease in Promoters Shareholding during the year specifying the reasons for increase/decrease (e.g. allotment/ transfer/bonus/sweat equity etc):	Nil	Nil		
		At the end of the year	1500	0.58	1500	0.58

v) Shareholding of Directors and Key Managerial Personnel

S.No.	Name		Shareholding (Beginning of the year)		Transactions during the year			Cumulative shareholding during the year	
			No. of Shares	% of total shares	Date	Reason	No. of shares	Cumulative	% of total shares
1	Kamal Kishore Sarada (Director)	At the beginning of the year	4800	1.86				4800	1.86
		Datewise Increase/Decrease in Shareholding during the year specifying the reasons for increase/decrease (e.g. allotment/ transfer/bonus/sweat equity etc):				NA			
		At the end of the year	4800	1.86				4800	1.86
2	Saurabh Rathi (Wholetime Director)	At the beginning of the year	0	0.00					
		Datewise Increase/Decrease in Shareholding during the year specifying the reasons for increase/decrease (e.g. allotment/ transfer/bonus/sweat equity etc):				NA			NA
		At the end of the year	0	0.00					
3	Navin Ramji Shah (Director)	At the beginning of the year	0	0.00					
		Datewise Increase/Decrease in Shareholding during the year specifying the reasons for increase/decrease (e.g. allotment/ transfer/bonus/sweat equity etc):				NA			NA
		At the end of the year	0	0.00					
4	Ritu Jain (Director)	At the beginning of the year	0	0.00					
		Datewise Increase/Decrease in Shareholding during the year specifying the reasons for increase/decrease (e.g. allotment/ transfer/bonus/sweat equity etc):				NA			NA
		At the end of the year	0	0.00					
5	Anshul Singhvi (CFO)	At the beginning of the year	0	0.00					
		Datewise Increase/Decrease in Shareholding during the year specifying the reasons for increase/decrease (e.g. allotment/ transfer/bonus/sweat equity etc):				NA			NA
		At the end of the year	0	0.00					
6	Shalini Nautiyal (CS)	At the beginning of the year	0	0.00					
		Datewise Increase/Decrease in Shareholding during the year specifying the reasons for increase/decrease (e.g. allotment/ transfer/bonus/sweat equity etc):				NA			NA
		At the end of the year	0	0.00					

V. INDEBTEDNESS

Indebtedness of the Company including interest outstanding/accrued but not due for payment

	Secured Loans excluding deposits	Unsecured Loans	Deposits	Total Indebtedness
Indebtedness at the beginning of the financial year				
i) Principal Amount	642,677,209	1,045,823,144	-	1,688,500,353
ii) Interest due but not paid	-	123,847,772	-	123,847,772
iii) Interest accrued but not due	1,937,912	-	-	1,937,912
Total (i+ii+iii)	644,615,121	1,169,670,916	-	1,814,286,037
Change in Indebtedness during the financial year				
Addition	1,045,436,827	2,914,738,088	-	3,960,174,915
Reduction	(758,946,952)	(2,846,117,953)	-	(3,605,064,905)
Net Change	286,489,875	68,620,135	-	355,110,010
Indebtedness at the end of the financial year				
i) Principal Amount	931,104,996	1,238,291,051	-	2,169,396,047
ii) Interest due but not paid	-	-	-	-
iii) Interest accrued but not due	323,597	-	-	323,597
Total (i+ii+iii)	931,428,593	1,238,291,051	-	2,169,719,644

VI. REMUNERATION OF DIRECTORS AND KEY MANAGERIAL PERSONNEL

A. Remuneration to Managing Director, Whole-time Directors and/or Manager:

Sl. No.	Particulars of Remuneration	Name of MD/ WTD/ Manager		Total Amount
		Saurabh Rathi		
1	Gross Salary			
	(a) Salary as per provisions contained in Section 17(1) of the Income Tax Act, 1961	1,740,000		1,740,000
	(b) Value of perquisites under Section 17(2) Income Tax Act, 1961	35,941		35,941
	(c) Profits in lieu of salary under Section 17(3) Income Tax Act, 1961	-		-
2	Stock Options	-		-
3	Sweat Equity	-		-
4	Commission	-		-
	a) as % of profit	-		-
	b) others, specify....	-		-
5	Others, please specify	-		-
	Total (A)	1,775,941		1,775,941
	Ceiling as per the Act	5% of the net profits of the Company		

B. Remuneration to other Directors:

Sl. No.	Particulars of Remuneration	Name of Directors			Total Amount
		Kamal Kishore Sarda	Navin Shah	Ritu Jain	
	Independent Directors:				
	* Fee for attending board / committee meetings		5,000	25,000	30,000
	* Commission				
	* Others, please specify				
	Total (1)	-	5,000	25,000	30,000
	Other Non Executive Directors				
	* Fee for attending board / committee meetings	25,000	-	-	25,000
	* Commission				
	* Others, please specify				
	Total (2)	25,000	-	-	25,000
	Total (B) = (1+2)	25,000	5,000	25,000	55,000
	Total Managerial Remuneration*				
	Overall Ceiling as per the Act	1% of the net profits of the Company			

* Total Remuneration to Wholetime Director & other Directors (being the total of A & B)

C. REMUNERATION TO KEY MANAGERIAL PERSONNEL OTHER THAN MD/MANAGER/WTD

Sl. No.	Particulars of Remuneration	Key Managerial Personnel		Total
		CFO (Anshul Singhvi)	CS (Shalini Nautiyal)	
1	Gross Salary			
	(a) Salary as per provisions contained in Section 17(1) of the Income Tax Act, 1961	998,416	457,529	1,455,945
	(b) Value of perquisites under Section 17(2) Income Tax Act, 1961	-	-	-
	(c) Profits in lieu of salary under Section 17(3) Income Tax Act, 1961	-	-	-
2	Stock Options	-	-	-
3	Sweat Equity	-	-	-
4	Commission	-	-	-
	a) as % of profit	-	-	-
	b) others, specify....	-	-	-
5	Others, please specify	-	-	-
	Total	998,416	457,529	1,455,945

VII. PENALTIES / PUNISHMENT / COMPOUNDING OF OFFENCES:

Type	Section of the Companies Act	Brief Description	Details of Penalty / Punishment / Compounding fees imposed	Authority [RD / NCLT / COURT]	Appeal made, if any (give details)
A. COMPANY					
Penalty					
Punishment					
Compounding			NIL		
B. DIRECTORS					
Penalty					
Punishment					
Compounding			NIL		
C. OTHER OFFICERS IN DEFAULT					
Penalty					
Punishment					
Compounding			NIL		

For, Chhatisgarh Investments Ltd.

K. K. Sarda
Director
DIN : 00008170
37/18/19, Anupam Nagar,
Raipur

Saurabh Rathi
Wholetime Director
DIN : 00014178
H-5, Anupam Nagar,
Near TV Tower,
Raipur

Annexure 'J'

Statement showing the names and other particulars of top ten employees in terms of remuneration drawn as per Section 197(12) of the Companies Act, 2013 read with Rules 5(2) and 5(3) of the Companies (Appointment and Remuneration of Managerial Personnel) Rules, 2014

Information under Rules 5(2) and 5(3) of the Companies (Appointment and Remuneration of Managerial Personnel) Rules, 2014

Details about top ten employees in terms of remuneration drawn

Name	Designation	Remuneration received (Rs. in lakh)	Nature of employment, whether contractual or otherwise	Qualification	Total Experience	Date of commencement of employment	Age	Last employment held	Names of other directors related to the employee
Mr. Saurabh Rathi	Wholetime Director	17.76	Contractual	B.SC., PG (Agriculture)	9	01.04.2008	35 Years	----	----
Mr. Brijesh Thakkar	Group Manager	14.82	Permanent	M.B.A (Finance)	11	01.06.2010	32 Years	Birla Sun Life Insurance Ltd.	----
Mr. Anshul Singhvi	CFO	9.98	Permanent	CA and M.COM	8	10.04.2010	33 Years	Rajesh Kumar Agrawal & Co.	----
Mr. Amresh Kumar Singh	Field Manager	5.90	Permanent	M.Sc (Agriculture)	12	01.04.2009	40 Years	Krishi Bharti	----
Mr. Sandeep Pandey	Sr. Officer	5.23	Permanent	Executive M.B.A (HR & Marketing), L.L.B & B.COM	17	10.07.2010	43 Years	Life Worth Medicals	----
Ms. Shalini Nautiyal	Company Secretary	4.58	Permanent	B.com, CS, LLB	8	07.07.2014	35 Years	Sanvijay Rolling & Engineering Ltd.	----
Mr. Prashanta Kanti Som	Jr. Accounts Officer	3.05	Permanent	Graduation (Arts)	13	04.01.2004	49 Years	----	----
Mr. Ravi Shankar Shukla	Jr. Accounts Officer	3.01	Permanent	M.B.A (Finance & Marketing), M.COM, PGDCA.	9	08.03.2010	34 Years	R.K. Industries Ltd.	----
Mr. Gautam Kumar Jain	Jr. Accounts Officer	2.77	Permanent	Executive M.COM, PGDCA , M.B.A (Finance)	8	02.02.2012	29 Years	US Associates	----
Mr. Dinesh Gupta	Sr. Farm Officer	2.76	Permanent	B.Sc.	17	01.07.2000	40 Years	Sri Krishna Balaram Pvt.Ltd. Bhatapara	----

Notes:

1. Remuneration, as shown above, includes salary, allowance, commission and monetary value of perquisites.
2. Other terms and conditions are as per Company's rules/scheme

On behalf of Board of Directors

Raipur
14th August, 2017

K.K. Sarda
Director
DIN: 00008170
18/19, Anupam Nagar
Raipur

Saurabh Rathi
Director
DIN : 00014178
H-5, Anupam Nagar,
Near T.V.Tower, Raipur

Annexure 'K' to the Directors' Report

Particulars of employees - Information as per Rule 5(1) of Companies (Appointment and Remuneration of Managerial Personnel) Rules, 2014

- (i) The percentage increase in remuneration of each Director, Chief Financial Officer and Company Secretary during the financial year 2016-17, ratio of the remuneration of each Director to the median remuneration of the employees of the Company for the financial year 2016-17:

S.No.	Name of Director / KMP	Remuneration of Director/ KMP for financial year 2016-17 (Rs. in lac)	% increase in Remuneration in the Financial Year 2016-17	Ratio of remuneration of each Director to median remuneration of employees
1	Mr. Saurabh Rathi	17.76	34.54%	3.88
2	Mr. K.K. Sarda	0.25	25%	0.05
3	Mrs. Navin Shah	0.05	0%	0.01
4	Mrs. Ritu Jain	0.25	66.67%	0.05
5	Mr. Anshul Singhvi (CFO)	9.98	11.68%	2.18
6	Ms. Shalini Nautiyal (CS)	4.58	11.82%	1.00

- ii) The median remuneration of employees of the Company during 2016-17 was Rs.4.58 lac.
- iii) In 2016-17, there was an increase of 34.70% in the median remuneration of employees.
- iv) There were 11 permanent employees on the rolls of Company as on March 31, 2017
- v) Average percentage increase in the salaries of employees other than the managerial personnel in the last financial year i.e. 2016-17 was 13.41% as against 15.88% in the previous year, whereas the increase in the managerial remuneration for the same financial year was 34.54%.
- vi) No Commission was paid to the Wholetime Director.
- vii) It is hereby affirmed that the remuneration paid is as per the Remuneration Policy for Directors, Key Managerial Personnel and other Employees.

On behalf of the Board of Directors

Raipur
August 14, 2017

(K.K. Sarda)
Director
DIN: 00008170
18/19, Anupam Nagar
Raipur

(Saurabh Rathi)
Wholetime Director
DIN : 00014178
H-5, Anupam Nagar,
Near T.V.Tower,
Raipur,

MANAGEMENT DISCUSSION & ANALYSIS

Industry Structure and Developments

Global Economy

FY 2016-17 saw the world go through momentous sociopolitical changes and move away from the post-war concerns of globalization and market-based economic organization. However, global economic growth rebounded led by the US, the Eurozone bolstered by the recovery in China and India's sustained strong growth. Growth picked up in the US as firms grew more confident about future demand. In the aftermath of the Brexit vote, the Euro area growth was also resilient on the back of strong domestic demand and continued easing; the growth in the United Kingdom remained robust on the back of resilient spending. Japan's performance has also been on the upside with strong exports.

However, the global economic growth, at 3.1% on a y-o-y basis, fell short of expectations in 2016 as deceleration in key emerging markets and developing economies overshadowed the modest recovery in major developed countries. India fared better than the world in terms of growth, even though the demonetisation exercise temporarily threw a challenge. Brazil, on the other hand, remained mired in a deep recession.

2017 was a slog for the world economy. Weak growth prospects, the commodities price bust, subdued foreign direct investment, policy and political uncertainty in major economies, and elevated private debt have all contributed to low growth in investments. Another significant concern clouding the outlook is the substantial slowdown in investment growth in emerging market and developing economies in recent years. The weakness in investment has been most pronounced in the largest emerging markets and commodity-exporting emerging and developing economies, but has now spread to the majority of these economies. However, as per the recent reports of the International Monetary Fund (IMF), the global economic activity is picking up with a long awaited cyclical recovery in investment, manufacturing, and trade. It has projected economic activities to improve in both advanced economies as well as emerging economies.

There has been an acceleration in growth in advanced economies, primarily owing to reduced inventories and marginal recovery in manufacturing output. Activity is projected to pick up in emerging market and developing economies, because conditions in commodity exporters experiencing macroeconomic strains are gradually expected to improve. This improvement is likely to be supported by a partial recovery in commodity prices and reduced deflationary pressures. However, multiple geopolitical changes still create some concern. As per the World Steel Association, the US policy uncertainties, Brexit, the rising populist wave in current European elections and the potential retreat from globalisation and free trade under the pressure of rising nationalism add a new dimension of uncertainty in the investment environment.

Indian Economy

For India, the year saw several historic economic policy developments. The long-awaited and transformational Goods and Services Tax (GST) amendment was passed and the roll out on July 1, 2017 was smooth, belying much touted scepticism. GST will create a common Indian market and is widely expected to improve tax compliance, boost investment and growth, and improve governance. The government also made commendable headway by overhauling bankruptcy laws and codifying the institutional arrangements on monetary policy with the Reserve Bank of India.

Despite demonetization, India's economic growth was strong and the estimated GDP for FY 2016-17 stood at 7.1%. Agricultural growth was boosted by good monsoons. But the year saw a moderation in the growth of industry and non-government service sector. The performance of the external sector has shown signs of improvement. The total FDI investments in India received during FY 2016-17 showed an increase as compared to previous year indicating that the Government's effort to improve the ease of doing business and relaxation in FDI norms are yielding positive outcomes. CPI inflation for the year ending March 2017 stood at 3.8%, well below the RBI's target of 4% (+/- 2%); by June 2017, this has slipped further down to 2.2%. India is on sound financial footing, the government met its fiscal deficit target of 3.5% of GDP. Foreign exchange

Management Discussion & Analysis – 2016-17

reserves remained at comfortable levels, buoyed by surging FDI inflows. India's macroeconomic parameters are strong and accumulating dividends from the reforms of the past year are expected to elevate the country onto a trajectory of sustained growth of 8-10% by the end of the decade. Falling inflation and contracting current account deficit induced the RBI to cut interest rates by 50 bps during the year. But the effect on end-borrowers was more pronounced as trillions of rupees of currency-in-circulation entered formal banking channels, leaving banks awash with liquidity leading to a drop in rates (MCLR) by an average of 105 bps through the year. Inflation has further moderated in the first quarter of FY 2017-18 and the outlook on current account deficit remains benign. Interest rates are thus expected to continue their downward trajectory.

Demonetisation has turned out to be a positive event for the power sector with distribution companies recovering pending power bills from their customers. A slew of government funded projects and subsidies have been implemented. Demonetisation, is turning out to be an overall positive event for the renewable sector as well.

The growth recovery has primarily happened due to discretionary spending and public investment. Government's policy initiatives such as Goods and Service Tax, foreign direct investment (FDI), and the ease of doing business, are set to drive the growth momentum. Lower oil prices, a well-regulated monetary policy by the Reserve Bank are also set to impact the growth positively. The Government's endeavour to drive a bigger as well as a cleaner GDP is expected to augur well for the economy in the medium and long terms. Higher outlays in the Budget 2017 on infrastructure and housing are expected to drive growth as well.

Your Company is a Non Banking Financial Company (NBFC) registered with the Reserve Bank of India. Its income sources are agricultural activities, solar power project, real estate and investment activities. In past your company was not meeting the NBFC criteria, however, in the changed scenario and increasing financial assets and income, the company is expected to meet the NBFC criteria in the current year. In view of this, your company will request RBI for continuance of NBFC registration.

Opportunities and threats

NBFC Sector

RBI has been constantly tweaking the law in order to create a level playing ground in the country and bring NBFCs on par with established Banking institutions in the country. Although the number of NBFCs in the country has marginally fallen compared to the past year due to introduction of stricter norms and revised criteria of Net Owned Funds, they continued to build on the strong momentum displayed during the past years and further expanded their portfolio during the current year. The amount of loans advanced in the year rose to Rs. 14,846 billion, growing at a faster pace of 12.7% as compared to the previous year. Such rise has helped bridge the credit gap in the Country and reduced the dependence on banking institutions, thus providing an alternate source of finance to the people and allowing lower credit rated individuals and entities to avail financing as well.

The Company foresees a good opportunity and base for growth in this sector.

Regulatory restrictions - continuously evolving Government regulations may impact operations of the Company. The Company needs to be equipped to quickly adapt to the constant changes in regulations and competitive landscape. Other threats includes uncertain economic and political environment and High cost of funds rising NPAs.

Agriculture Sector

After two years of back-to-back poor monsoons and drought conditions in several parts of the country, agriculture in India picked up momentum during 2016-17, due to normal monsoon rains. Agriculture provides employment to about 48.9 per cent of the total workforce in India, but contributes only 15.2 per cent to the country's Gross Value Added (GVA)⁶. About 85 per cent of operational holdings in the country

Management Discussion & Analysis – 2016-17

are in the small and marginal categories, and the average size of an operational holding is only 1.15 ha. Enabling the agricultural sector to attain faster growth to achieve GoI's objective of "Doubling of Farmers' Income by 2022", calls for intensive focus on the eastern and north-eastern regions of the country, ushering in an "evergreen revolution" and a "rainbow revolution," agricultural marketing reforms, creating efficient agrivalue chains, promoting food/ agro processing industry, adequate and timely provision of agricultural credit and expansion in the coverage of farmers under an efficient crop insurance scheme. Foodgrains production during 2016-17 is estimated at an all-time high of 273.4 million tonnes (MT), compared to 251.6 MT achieved during 2015-16 (Table 1.1). Favourable monsoon encouraged farmers to increase the area under cultivation of foodgrains during the kharif season 2016-17 by 55.6 per cent over the normal area. The highest increase in acreage was in respect of pulses at 38.6 per cent over normal.

The crisis has produced a wide-ranging yet differentiated impact across the globe which includes economic slowdown and contraction in world trade. Risk in slowdown of economy and adverse condition of market can affect the performance of the company in an unhealthy manner.

Solar Power Sector

With India having a huge potential of 889 GW of renewable resource, Government of India has further increased focus in Wind and Solar 1 sector through its proactive policy and programs. Government has already charted a strong programme to do a five-fold ramp up in renewable energy of 175 GW by CY 2022. It includes ramping up the Solar to 100 GW, wind to 60 GW, and biomass/small hydropower to 15 GW. To accelerate the achievement of goal, it has again doubled the clean environment cess to INR 400 per tonne. The Renewable Purchase Obligation for solar power is planned to be increased from the current 3% to 8% by CY 2022. Furthermore, a new Renewable 2 Generation Obligation has been proposed which requires fossil fuel plants to produce 10% of their capacity through renewable sources. The Government recently announced the Draft Renewable Energy Act which will give boost to the RE industry post legislation. This Act shall in particular contribute to ensuring fulfillment of national and international objectives on increasing the proportion of energy produced through the use of renewable energy sources.

The global solar sector is in the midst of an unprecedented period of transformation. Within the past five years, the cost of a solar panel has come down 82 percent. At the same time, energy demand is off the charts and will continue to be for the foreseeable future. The rate of consumption has skyrocketed over the past 50 years and will only continue on an upward trajectory.

Your Company is continuing its efforts to attain further efficiencies by improving the yield, reducing the wastage in all the divisions and ensuring optimal use of resources on all fronts.

Outlook

2016-17 could be summed up as a year of 'Coming of age' for Non-Banking Financial Institutions (NBFI) as they finally fulfilled their potential by displaying a resilient performance against the backdrop of revised regulatory frameworks, widened credit gap due to sluggish performance by banking institutions and providing specialized services to the sector to which they cater. As per the recently released 'Trend and Progress of Banking in India' report by RBI, NBFCs have given a stiff competition to established banks in the country, having finally edged ahead in the financial credit race in the country. The share of NBFCs in the total credit granted by NBFCs as well as Banks rose from 9.5% in 2008 to 15.5% as of March 2017, thus showing the increasing popularity of NBFCs as a source of finance. The credit granted by NBFCs as a percentage of GDP rose to 8%, displaying their significance in the country's financial ecosystem. While the bank credit reached a historical low during 2016-17, NBFCs recorded an increased credit performance during the same year, highlighting the growing popularity in the country.

The India Meteorological Department's (IMD) forecast in April 2017 predicts normal to near-normal rains during the monsoon season. Quantitatively, the seasonal monsoon rainfall this year is likely to be 96% of the LTA with an error of +/- 5%. Another positive is that rains are expected to be evenly distributed across the country. If accurate, this second successive year of good monsoons will benefit the farm sector and the

Management Discussion & Analysis – 2016-17

overall economy. Based on this monsoon outlook, India expects its farm output growth to remain stable at 4% in 2017-18 crop year.

India's Power Sector is one of the most diversified in the world. Sources of power generation range from conventional sources such as coal, lignite, natural gas, oil, hydro and nuclear power to viable non-conventional sources such as wind, solar, agricultural and domestic waste. Electricity demand in the country has increased rapidly and is expected to rise further in the years to come. Indian power sector is undergoing a significant change which is redefining the industry outlook. Sustained economic growth continues to drive electricity demand in India. The Government of India's focus on attaining 'Power for all' has accelerated capacity addition in the country. At the same time, the competitive intensity is increasing at both the market and supply sides. The Country's total installed capacity of power stations in India stood at 3,19,606 Megawatt (MW) as of March 31, 2017.

Your Company is continuously striving to improve its performance subject to favorable market conditions. Your Company is hopeful of maintaining its performance in the coming years. To strengthen its performance, positioning and profitability in the competitive agriculture industry, your Company intends to scale up capacity utilization and maximize the usage of its resources. Your Company will strive on maintaining the high levels of integrity while providing consistent and superior returns to the company's shareholders.

Risks and concerns

Risk, which is the manifestation of business uncertainty affecting corporate performance and prospects, is an integral part of business. As a proactive enterprise, the Company strengthens its systematic approach to its risk management. The Company has formed a Risk Management Committee. To address the identified risks, the Company continues to spend significant time, effort and human resources to manage and mitigate such risks.

- Dependency on Nature

Being in agricultural business, the performance of your Company's is influenced greatly by the monsoon conditions and demand supply mismatch of perishable agriculture produced. Factors like excessive monsoon or deficient rainfall, extremely hot and dry weather, droughts etc. can have a direct correlation on agriculture activities.

Risk mitigation

While these weather conditions are beyond our control, the Company continually strives to ensure that the impact of these fluctuations is minimised through pro-active and prompt responses. Your company has taken steps for water recharging and drip irrigation for lesser dependence on the monsoon. The company has also installed greenhouses to safeguard the harvest from pests and other natural calamities.

- Economic risk

Your Company is into investment activities. Increasing integration of markets, newer and more complex products & transactions and an increasingly stringent regulatory framework has exposed organisations to newer risks. As a result, today's operating environment demands a rigorous and integrated approach to risk management.

Risk mitigation

Your Company identifies the diverse risk faced by it and have evolved the appropriate systems and processes to measure and monitor them.

- Financial risk

Timely availability of finance for normal operations and for expansion has been and will always be a risk to which the Company is exposed.

Management Discussion & Analysis – 2016-17

Risk mitigation

Your Company has taken steps to ensure that the Company has sufficient funds to meet all its requirements and obligations on time. The Company has sufficient invested in liquid investments which act as a cushion in case of immediate requirement of funds.

- Regulatory risk

Compliance with the ever changing applicable statutes and guidelines, rules and regulations is another risk the Company is exposed to.

Risk mitigation

Your Company is complying with all applicable statutory requirements and also has systems in place to ensure compliance with the regulatory changes, if any.

Internal Auditors express their opinion on the level of risk identified during the audit of particular area which is reported to the Audit Committee through Internal Audit Reports. The Management does not perceive any major risks for your Company in the near future. Your Company has contingent liabilities as disclosed in note no. 31 of the Notes to Financial Statements for the year ended 31st March, 2016.

Internal control systems and their adequacy

Your Company has in place an adequate system of internal control commensurate with its size and nature of business. The system provides a reasonable assurance in respect of providing financial and operational information, complying with applicable statutes, safeguarding of assets of the Company and ensuring compliance with corporate policies.

Your Company has availed the services of independent professional firm for Internal Audit, which checks the effectiveness of the internal controls with an objective to provide an independent, objective and reasonable assurance of the adequacy and effectiveness of your Company's risk management, control and governance processes. The Audit Committee also seeks the views/opinions of statutory auditors on the adequacy of the internal control systems in your Company. The scope and authority of the Internal Audit activity are approved by the Audit Committee. Internal Auditor reports directly to the Audit Committee of Board. Audit Committee periodically reviews the Internal Audit Reports and issues guidance and advice. Minutes of the Audit Committee are put up to the Board of Directors.

The Company's Audit Committee reviews adherence to internal control systems, internal audit reports and legal compliances. This committee reviews all quarterly and yearly results of your Company and recommends the same to Board for its approval.

Financial performance with respect to operational performance

A brief on your Company's financial performance is given hereunder:

Income

Standalone: During the year under review, Agricultural Income decreased to Rs.1205.85 lacs as against Rs. 2736.95 lacs in the previous year mainly on account of climatic conditions and sharp fall in prices of perishable agriculture produce due to demonetisation. Income from sale of solar power stood at Rs.569.91 lacs as against Rs. 550.57 lacs in the previous year. Investment income stood at Rs.171.31 lacs. Income from dividend & interest stood at Rs.574.28 lacs as against Rs.1261.83 lacs in the previous year. Dividend income

Management Discussion & Analysis – 2016-17

fell down due to declaration of interim dividend by investee companies in the previous year due to change in tax structure of dividends.

(Rs.in lacs)

Particulars	2016-17	% of total income	2015-16	% of total income
Agriculture Sales & service	1205.85	1.90	2736.95	40.55
Solar Power Sale	569.91	0.90	550.57	8.16
Dividend & Interest Income	574.28	0.91	1261.83	18.70
Income from sale of Investment	171.31	0.27	134.71	1.99
Other	60788.14	96.02	2065.15	30.60

Your Company's share of profit in partnership firm was Rs. 59601.51 lacs as against share in profit of Partnership firm of Rs. 1891.73 lacs in the previous year. The sharp jump was mainly on account of booking of profit by sale of investment made in shares of Canfin Homes Limited. Your Company has plans to reduce the exposure in the partnership firm and exit from the partnership in due course.

Consolidated :During the year under review, Agricultural Income decreased to Rs.1205.85 lacs as against Rs. 2736.95 lacs in the previous year. Income from sale of solar power stood at Rs. 569.91 lacs as against Rs. 550.57 lacs in the previous year. Investment income stood at Rs.69503.61 lacs. Income from dividend&interest stood at Rs.573.85 lacs as against Rs. 1261.40 lacs in the previous year.

(Rs.in lacs)

Particulars	2016-17	% of total income	2015-16	% of total income
Agriculture Sales & service	1205.85	1.57	2736.95	37.25
Solar Power Sale	569.91	0.74	550.57	7.49
Dividend/Interest Income	573.85	0.75	1261.40	17.17
Income from sale of Investment	69503.61	90.72	2232.49	30.39
Other	4759.14	6.21	565.67	7.70

Finance cost

Standalone :Finance cost decreased during the year from Rs. 2286.65 lacs to Rs. 2100.32 lacs.

Consolidated :Finance cost decreased during the year from Rs. 2286.70 lacs to Rs. 2100.38 lacs.

Profitability

Standalone :During the year, the Profit Before Tax was Rs. 58878.39 lacs as against Rs. 1357.85 lacs in the previous year. The increase in profit is due to increase in revenue from operations on account of increase in share in profit of partnership firm.

Consolidated : During the year, the Profit Before Tax was Rs. 69455.65 lacs as against Rs. 1751.36 lacs in the previous year. The increase in profit is due to increase in revenue from operations on account of increase in profit on sale of investments.

Long term borrowings

Standalone :During the year, the long term borrowings stood at Rs. 13369.91 lacs as against Rs. 14006.71 lacs in the previous year. All the loans and the interest payment commitments were met on time.

Consolidated :During the year, the long term borrowings stood at Rs. 13485.04 lacs as against Rs. 14197.40 lacs in the previous year. All the loans and the interest payment commitments were met on time.

Management Discussion & Analysis – 2016-17

Short term borrowings

Standalone :The short term borrowings stood at Rs. 8051.05 lacs as against Rs. 4116.77 lacs in the previous year.

Consolidated : short term borrowings stood at Rs. 8051.05 lacs as against Rs. 4116.77 lacs in the previous year.

Trade payables

Standalone :Trade payables decreased from Rs. 91.17 lacs in the previous year to Rs. 42.25 lacs in the year under review.

Consolidated : Trade payables decreased from Rs. 91.86 lacs in the previous year to Rs. 42.99 lacs in the year under review.

Other current liabilities

Standalone :Other Current liabilities decreased from Rs. 1067.43 lacs to Rs. 531.42 lacs. The same comprised mainly of current maturities of long term loans.

Consolidated : Other Current liabilities increased from Rs. 1088.22 lacs to Rs. 11757.06 lacs. The same comprised mainly of temporary overdraft in current account with bank in books of partnership firm.

Fixed assets

Standalone :The gross block of fixed assets stood atRs.10249.49lacs as against Rs. 9307.82 lacs in the previous year.The net block stood at Rs. 8662.67 lacs in the current year as against Rs. 7985.99 lacs in the previous year.

Consolidated : The gross block of fixed assets stood at Rs. 11212.00 lacs as against Rs. 10264.02lacs in the previous year. The net block stood at Rs. 9536.30 lacs in the current year as against Rs. 8855.07 lacs in the previous year.

Non-current investments

Standalone :During the year, the non current investments increased from Rs. 17847.90 lacs to Rs. 19351.73 lacs. The increase was mainly on account of increase in investment made in Sarda Energy & Minerals Ltd. and Sarda Dairy & Food Products Ltd.During the year, Company also made investment in portfolio management schemes.

Consolidated : During the year, the non-current investments increased from Rs. 33897.33 lacs to Rs. 39588.58 lacs. The increase was mainly on account of increase in investment made in Sarda Energy & Minerals Ltd. and Sarda Dairy & Food Products Ltd. During the year, Company also made investment in portfolio management.

Long term loans & advances

Standalone:Long term loans and advances increased fromRs. 2847.32 lacs to Rs. 4063.24 lacs.

Consolidated: Long term loans and advances increased from Rs. 2843.01 lacs to Rs. 4020.43 lacs.

Current assets

Standalone:During the year current investments increased by Rs. 61322.83 lacs due to investment made in Canfin Homes Ltd. of Rs. 61541.95 lacs. The inventories decreased from Rs. 263.42 lacs to Rs. 215.67 lacs. Receivables decreased on account of outstanding amount received from CSPDCLduring the Financial Year, against sale of solar power. Short term loans and advances decreased from Rs. 3550.08 lacs to Rs. 762.40 lacs on account of refund/ repayment of loans & advances by various parties.

Management Discussion & Analysis – 2016-17

Consolidated: During the year current investments increased by Rs. 54810.96 lacs due to investment made in Canfin Homes Ltd. of Rs. 61541.95 lacs. The inventories increased from Rs. 553.00 lacs to Rs. 3528.24 lacs. Receivables decreased on account of outstanding amount received from CSPDCL during the Financial Year, against sale of solar power. Short term loans and advances have decreased during the year. Other current assets increased on account of amount receivable from share broker in books of partnership firm.

Material developments in human resources/industrial relations

The growth of an organization depends on effective human resource (HR) planning and management. Strategic HR practice requires a focus on the long term goals of the organization. The Human Resource (HR) practices at your Company are geared towards creating a performance driven organization. Various initiatives have been taken to attract and retain the best talents and minimize attrition.

Your company gives due importance to the human resource. Industrial relations remained cordial throughout the year. As on 31st March, 2017 there were eleven employees in your Company.

Forward Looking Statement

Statement in this Management and discussion analysis describing your company's objectives, projections and estimates and expectations may be "Forward Looking statements" within the meaning of applicable laws and regulations. Actual results may differ substantially or materially from those expressed or implied. Important development that could affect your company's operations include a downward trend in the Domestic Industry, Monsoon, rise in input cost, and significant change in Political & Economic environment in India, environment standards, tax laws, litigations and labour relations.

Corporate Governance Report

1. Company's philosophy on Corporate Governance

The basic Philosophy of Corporate Governance of the Company is to achieve business excellence and enhance the shareholder value, keeping in view the interests of the stakeholders. The Company stands by transparency in all dealings. The Company believes that strong Corporate Governance is indispensable for healthy business growth and is an important instrument of investor protection to be resilient in a vibrant capital market.

The Company is therefore conscious of the fact that to achieve success, a high level of ethical values is to be maintained by the Management and all other employees.

2. Board of Directors

2.1 Composition

The Board of Directors comprises Four Directors, including three Non-Executive Directors. Out of three non executive directors, two directors are Independent Directors. The Non-Executive and Independent Directors are eminent professionals having rich and sound experience.

The names and categories of the Directors on the Board and also the number of Directorships and committee memberships held by them in other companies are as under:

Names of the Directors	Category	No. of other Directorships held*	Member/ Chairman of other Board committees @	No. of Shares held in the Company
Mr. K.K. Sarda	Promoter Non-Executive	8	-	4800
Mr. Saurabh Rathi	Executive	4	2	-
Mr. Navin Shah	Independent Non-Executive	6	2	-
Mrs. Ritu Jain	Independent Non-Executive	4	1	-

* excluding directorships in foreign companies

@ Committee positions only of the Audit Committee and Stakeholders' Relationship Committee in Public Companies (including the Company) have been considered.

^ None of the Directors are related to each other.

2.2 Board Meetings

The members of the Board are provided with the requisite information mentioned in the Listing Regulations well before the Board Meetings. Five meetings of the Board of Directors were held during the year ended 31st March, 2017 as given hereunder:

1. 30th May, 2016
2. 13th August, 2016

3. 14th November, 2016
4. 21st January, 2017
5. 14th February, 2017

The attendance recorded for each of the Directors at the Board Meetings during the year ended on 31st March, 2017 and of the last Annual General Meeting is as under:

Name of the Directors	No. of Board Meeting attended	Last AGM attended
Mr. K.K. Sarda	5	Yes
Mr. Saurabh Rathi	5	Yes
Mr. Navin Shah	1	Yes
Mrs. Ritu Jain	5	Yes

2.3 Governance policies

Your Company strives to conduct its business and strengthen relationships in a manner that is dignified, distinctive and responsible. Your Company adheres to ethical standards to ensure integrity, transparency, independence and accountability in dealing with all stakeholders. Accordingly, your Company has adopted various codes and policies to carry out its duties in an ethical manner. Some of these codes and policies are:

- ✓ Code of Conduct
- ✓ Corporate Social Responsibility Policy
- ✓ Vigil Mechanism and Whistle Blower Policy
- ✓ Policy for determining Material Subsidiaries
- ✓ Code of Conduct for Prohibition of Insider Trading
- ✓ Policy for Selection of Directors and determining Directors Independence
- ✓ Remuneration Policy for Directors, Key Managerial Personnel and other Employees
- ✓ Policy on materiality of Related Party Transactions and on dealing with Related Party Transactions

2.4 Meetings of independent directors

Your Company's independent directors met once during the year without the presence of the management. Independent Directors discussed matters pertaining to the Company's affairs and shared their views/suggestions to the Board. The Independent Directors takes appropriate steps to present Independent Directors views to the other Board members.

2.5 Code of conduct

Your Company has in place a comprehensive Code of Conduct (the Code) applicable to the Senior Executives and the Directors. The Code is applicable to Non-executive Directors including Independent Directors to such extent as may be applicable to them depending on their roles and responsibilities. The Code gives guidance and support needed for ethical conduct of business and compliance of law.

The Code has been circulated to Directors and Senior Executives and its compliance is affirmed by them annually. A declaration signed by the Wholetime Director is given below:

"I hereby confirm that the Company has obtained from all the members of the Board and senior executives, affirmation that they have complied with the Code of Conduct for Board of Directors and Senior Executives in respect of the financial year 2016-17."

Saurabh Rathi
Wholetime Director"

2.6 Particulars of Directors seeking appointment / reappointment

Particulars of Directors seeking appointment/reappointment at the ensuing Annual General Meeting to be held on 29.09.2017 are given as under:

1	Name	Mr. Kamal Kishore Sarda
2	Brief Resume	
	i) Age	65 years
	ii) Qualification	B.E. (Mech.)
	iii) Date of appointment	19 th July, 2002
3	Experience	More than 40 years of experience in iron & steel industry.
4	Other Directorships/ Partnerships	Sarda Energy & Minerals Ltd. Prachi Agriculture & Properties Pvt Ltd. Sarda Hydro Power Pvt. Ltd. Parvatiya Power Ltd. Sarda Energy Ltd. Sarda Metals & Alloys Ltd. Madhya Bharat Power Corporation Ltd. Prosperous Housing Finance Ltd.
5	Chairman/ Member of Committees	<u>Chhattisgarh Investments Ltd.</u> Chairman in Risk Management Committee & Member in Nomination & Remuneration Committee, CSR Committee. <u>Sarda Energy & Minerals Ltd.</u> Chairman in Risk Management Committee & Member in Nomination & Remuneration Committee & CSR Committee.
6	Shareholding in the Company	4800 shares
7	Relationship with Directors	No relationship with Directors

3. Committees of the Board

3.1 The details of the Board Committees and other related information are provided hereunder:

Audit Committee

Mrs. Ritu Jain (Chairman)
Mr. Navin Shah
Mr. Saurabh Rathi

Nomination & Remuneration Committee

Mr. Navin Shah (Chairman)
Mr. K K Sarda
Mrs. Ritu Jain

Stakeholders' Relationship Committee

Mr. Navin Shah (Chairman)
Mr. Saurabh Rathi

Corporate Social Responsibility Committee

Mr. Navin Shah (Chairman)
Mr. K. K. Sarda
Mr. Saurabh Rathi

Corporate Governance Report 2016-17

Risk Management Committee

Mr. K.K. Sarda (Chairman)
Mr. Saurabh Rathi

Asset Liability Management Committee

Mr. Mr. Saurabh Rathi (Chairman)
Mrs. Ritu Jain

Ms. Shalini Nautiyal, Company Secretary, acts as the Secretary to all the Board Committees.

3.2 Meetings of the Board Committees and attendance particulars at the meetings

<u>Board Committees</u>	<u>Audit Committee</u>	<u>Nomination & Remuneration Committee</u>	<u>Stakeholders' Relationship Committee</u>	<u>Corporate Social Responsibility Committee</u>	<u>Risk Management Committee</u>	<u>Asset Liability Management Committee</u>
Meetings held	4	2	1	2	1	1
Attendance:						
Mr. K.K. Sarda	NA	2	N.A.	2	1	N.A.
Mr. Saurabh Rathi	4	N.A.	1	2	1	1
Mr. Navin Shah	4	2	1	2	N.A.	N.A.
Mrs. Ritu Jain	4	2	N.A.	N.A.	N.A.	1

3.3 Procedure at Committee Meetings

The Company's guidelines relating to Board meetings are applicable to Committee meetings as far as practicable. Each Committee has the authority to engage outside experts, advisors and counsels to the extent it considers appropriate to assist in its function. Minutes of proceedings of Committee meetings are circulated to the Directors and placed before Board meetings for noting.

3.4 Terms of Reference of Board Committees

Audit Committee

The terms of reference of the committee are as per the provisions of Section 177 of the Companies Act, 2013, read with the Listing Regulations.

At the invitation of the Company, representatives from various business units of the Company, internal auditors, cost auditors, statutory auditors and secretary who acted as secretary to the Audit Committee also attended the Audit Committee meetings to respond to queries raised at the Committee meetings.

Nomination & Remuneration Committee

The Nomination Committee is responsible for:

- a) Formulation of the criteria for determining qualifications, positive attributes and independence of a director and recommend to the Board a policy, relating to the remuneration of the directors, key managerial personnel and other employees;
- b) Formulation of criteria for evaluation of Independent Directors and the Board;
- c) Devising a policy on Board diversity;

Corporate Governance Report 2016-17

- d) Identifying persons who are qualified to become directors and who may be appointed in senior management in accordance with the criteria laid down, and recommend to the Board their appointment and removal. The company shall disclose the remuneration policy and the evaluation criteria in its Annual Report.
- e) To administer, monitor and formulate detailed terms and conditions of the Employees' Stock Option Scheme

Remuneration policy: The Company's Remuneration Policy for Directors, Key Managerial Personnel and other employees is annexed as Annexure C to the Directors' Report. The Company's remuneration policy is directed towards rewarding performance based on review of achievements at periodical intervals. The remuneration policy is in consonance with the existing industry practice. Further, the Company has devised a Policy for performance evaluation of Independent Directors, Board, Committees and other individual Directors. The criteria for performance evaluation is annexed as Annexure B to the Director's Report.

The Executive Directors have been paid remuneration as per terms of their appointment. The Non-Executive Directors have been paid sitting fees for meetings of the Board and/or Committees attended by them.

Details of remuneration to Wholtime Directors are as under:

(Rs. in lac)

Name of the Director	Salary	Perquisites & Allowances	Retiral Benefits	Commission	Total	Stock Options granted*
Mr. Saurabh Rathi	17.40	0.36	-	-	17.76	-

Note:

* No stock options were granted during the year.

Details of remuneration to Non-Executive Directors are as under:

(Amt. in rupees)

Name of the Director	Sitting fees	Commission	Total
Mr. Kamal Kishore Sarda	25000	-	25000
Mr. Navin Shah	5000	-	5000
Mrs. Ritu Jain	25000	-	25000

None of the Non Executive Directors has any material financial interest in the Company apart from the remuneration by way of fees received by them from the Company during the year.

Stakeholders' Relationship Committee

The Stakeholders' Relationship Committee considers and resolves the grievances of security holders of the company including debenture holders and also reviews and approves share transfers/duplicate share issues/share transmissions/dematerialization process.

Company Secretary – Ms. Shalini Nautiyal is the Compliance Officer.

The number of complaints received during the year : NIL

The number of complaints not solved to the satisfaction of shareholders : NIL

Number of pending complaints : No complaint was pending for redressal as on 31st March 2017.

Corporate Social Responsibility Committee

The role of the Committee is to:

- (a) formulate and recommend to the Board, suitable Corporate Social Responsibility Policy which shall indicate the activities to be undertaken by the company in terms of Schedule VII of the Companies Act, 2013;
- (b) recommend the amount of expenditure to be incurred on the activities referred to in clause (a); and
- (c) delegating powers for approving CSR spend within the framework of CSR policy.
- (d) monitor the Corporate Social Responsibility spending of the company from time to time.

Risk Management Committee

The role of the Committee is to frame suitable risk management policy, subject to the approval of the Board of Directors and ensure its implementation.

Asset Liability Management Committee

The role of the Committee is to monitor the asset liability gap and strategize action to mitigate the risk associated.

4. General Body Meetings

The venue, date and time of the last three Annual General Meetings are as under:

<u>Date</u>	<u>Time</u>	<u>Location</u>
27 th September, 2014	12.30 p.m.	Vanijya Bhawan, 1 st Floor, Sai Nagar, Raipur
30 th September, 2015	03.00 p.m.	Vanijya Bhawan, 1 st Floor, Sai Nagar, Raipur
29 th September, 2016	03.00 p.m.	Vanijya Bhawan, 1 st Floor, Sai Nagar, Raipur

The following Special Resolutions were passed in the last three Annual General Meetings:

- Resolution u/s 180(1)(c) authorizing board to borrow, together with the money already borrowed, upto a sum not exceeding a sum equal to paid up equity capital plus free reserves plus Rs. 500 crore at any point of time in the AGM held on 27th September, 2014
- Resolution u/s 180(1)(a) authorizing board to create security on its immovable/movable assets, upto an aggregate limit of paid up equity shares capital plus free reserves plus Rs. 500 crore in favour of its lenders in the AGM held on 27th September, 2014
- Resolution u/s 186 authorising board to make any loan, investment or give guarantee or provide any security beyond the prescribed ceiling given under the Companies Act, 2013 but not exceeding Rs. 500 Crore at any given point of time in the AGM held on 27th September, 2014
- Resolution pursuant to Clause 49 of the Listing Agreement for entering into any contract or arrangement with related parties of the Company in the AGM held on 27th September, 2014

5. Means of communication

Quarterly, half-yearly and annual results are submitted to the stock exchange in accordance with the Listing Regulations and published in Central Chronicle (English) and Amrut Sandesh (vernacular) newspapers.

Corporate Governance Report 2016-17

Neither official news releases nor any presentations have been made to the institutional investors or to the analysts during the year.

6. General shareholder information

Annual General Meeting : Date: 29.09.2017
: Time: 4.00 p.m.
: Venue: Vanijya Bhawan, 1st Floor, Sai Nagar
Devendra Nagar Road, Raipur

Financial calendar for 2017-18 (tentative)

Financial results for the quarters ended:

30th June, 2017 : 2nd week of August, 2017
30th September, 2017 : 2nd week of November, 2017
31st December, 2017 : 2nd week of February, 2018
31st March, 2018 : 2nd Week of May, 2018(if unaudited)
Last week of May, 2018 (if audited)

Annual General Meeting (for F.Y. 2017-18) September, 2018

Book Closure Date 28.08.2017 – 01.09.2017
(both days inclusive)

Dividend payment date On or before 4th October, 2017

Listing on stock exchanges :
Equity shares The shares of the Company are listed on the following exchanges:
i. Madhya Pradesh Stock Exchange Ltd., Indore
ii. The Calcutta Stock Exchange Ltd., Kolkata

The shares of the company are listed on the above mentioned stock exchanges. ISIN Number of the Company (NSDL & CDSL) is INE078P01016

The Company has paid annual listing fees to the Madhya Pradesh Stock Exchange and Calcutta Stock Exchange for the equity shares for the financial year 2017-18.

Registrar and share transfer agents : M/s. Bigshare Services Pvt. Ltd.
1st Floor, Bharat Tin Works Building,
Opp. Vasant Oasis, Makwana Road,
Marol, Andheri East, Mumbai – 400059 (MH)

Share transfer system : Share transfers in physical form can be lodged with the R & T Agent at the above address. Transfers are processed within the stipulated time, if the documents are complete in all respects. All share transfer requests are approved by the persons authorised by the Board.

Shareholding pattern as on 31st March, 2017

Sl. No.	Category	No. of shares	Percentage
1	Promoters	183050	70.95%
2	Bodies corporate/Firms	250	0.10%
3	Others	74700	28.95%
	Total	2,58,000	100.00 %

Distribution of shareholding as on 31st March, 2017

Shareholding of nominal value (Rs.)	Shareholders		Share amount	
	Number	% to total	Rs.	% to total
Up to 5,000	2	10.00	4000	0.16
5,001 – 10,000	-	-	-	-
10,001 – 20,000	3	15.00	50000	1.94
20,001 – 30,000	1	5.00	30000	1.16
30,001 – 40,000	1	5.00	40000	1.55
40,001 – 50,000	4	20.00	190500	7.38
50,001 – 1,00,000	2	10.00	120500	4.67
1,00,001 and above	7	35.00	2145000	83.14
Total	20	100.00	25,80,000	100.00

Market price data: High/low during the year 2016-17:

There is no trading in the shares of the Company. Accordingly, the market price data for the equity shares of the company is not available.

Dematerialisation of securities : Your company has an arrangement with the National Securities Depository Limited (NSDL) and the Central Depository Services (India) Limited (CDSL) for dematerialisation of equity shares.

As on 31st March, 2017, out of the total 2,58,000 equity shares, approximately 2,41,650 (93.66%) {PY 241650 (93.66%)} equity shares have been dematerialised.

Plant location : The site of the Company is at
Tilda Road
Village Kharora
Dist. Raipur

Address for correspondence : Chhatisgarh Investments Limited
Vanijya Bhawan, 1st Floor
Sai Nagar, Devendra Nagar Road,
Raipur [C.G.] 492 001
Ph: 0771-2214211/12
Fax: 0771-2214213
e-mail: cil_rpr@rediffmail.com

7. Disclosure

a) Related Party Transactions

During the period under review, the Company had not entered into any material significant related party transactions that may have potential conflict with the interest of the Company.

None of the transactions with any of related parties were in conflict with the Company's interest. Attention of members is drawn to the disclosure of transactions with related parties set out in Note No. 28 of Standalone Financial Statements, forming part of the Annual Report.

The related party transactions are entered into based on considerations of various business exigencies, such as synergy in operations, sectoral specialization and the Company's long-term strategy for sectoral investments, optimization of market share, profitability, legal requirements, liquidity and capital resources of Associates.

All related party transactions are negotiated on an arms length basis and are intended to further the company's interests.

b) Details of non-compliance by the company, penalties, strictures imposed on the company by Stock Exchange or SEBI or any statutory authority, on any matter related to capital markets, during the last three years.

During the last three years, there was no non-compliance by the company except in the constitution of Board of Directors which was caused by the resignation of an Independent director from the Board w.e.f. 31.03.2014. However, the vacancy was duly filled by appointment of Mrs. Ritu Jain as independent director w.e.f. 27.09.2014.

Further, under Regulation 46 of SEBI (Listing Obligations and Disclosure Requirements), Regulations 2015 the Company was required to maintain a functional website containing the basic information about the company; however, the company does not have its official website. As the Company has limited number of shareholders, all the information required to be placed on the website is circulated/ provided to the shareholders proactively and is also provided through the annual report/on the request received from the members.

Further, under Regulation 44 of SEBI (Listing Obligations and Disclosure Requirements), Regulations 2015 the Company was required to provide E-voting facility to its shareholder; however the Company had not provided the E-voting facility to its shareholder for the Annual General Meeting. Since the company has only 20 (twenty) shareholders, all being either relatives or close friends of the promoters / Directors and therefore it was considered that providing the E-voting facility to its shareholders would not serve any purpose as the intent of the E-voting was to ensure better participation of the members of the Company which was otherwise available.

Further, under Regulation 47 of SEBI (Listing Obligations and Disclosure Requirements), Regulations 2015, the Company has not published the financial results in the news papers. Since the number of shareholders are very limited and being close friends & relatives of the promoters, it was deemed economical to provide the copies of the same to all the shareholders individually.

Further, no penalties, strictures imposed on the company by Stock Exchange or SEBI or any statutory authority, on any matter related to capital markets.

c) Whistle Blower policy

The Company has put in place a mechanism for reporting illegal or unethical behaviour. The Company has a Vigil mechanism under which the employees are free to report violations of applicable laws and regulations and the Code of Conduct. The reportable matters may be disclosed to the Head HR or the Compliance Officer who report to the Audit Committee. Employees may also report to the Chairman of the Audit Committee. During the year under review, no employee was denied access to the Audit Committee.

d) Compliance

Financial Statements: All Accounting Standards mandatorily required have been followed without exception in preparation of the financial statements. There is no non compliance of any of the requirements of Corporate Governance Report as required under the Listing regulations.

Listing Regulations : Further, under Regulation 46 of SEBI (Listing Obligations and Disclosure Requirements), Regulations 2015 the Company was required to maintain a functional website containing the basic information about the company; however, the company does not have its official website. As the Company has limited number of shareholders, all the information required to be placed on the website is circulated/ provided to the shareholders proactively and is also provided through the annual report/on the request received from the members.

Further, under Regulation 44 of SEBI (Listing Obligations and Disclosure Requirements), Regulations 2015 the Company was required to provide E-voting facility to its shareholder; however the Company had not provided the E-voting facility to its shareholder for the Annual General Meeting. Since the company has only 20 (twenty) shareholders, all being either relatives or close friends of the promoters / Directors and therefore it was considered that providing the E-voting facility to its shareholders would not serve any purpose as the intent of the E-voting was to ensure better participation of the members of the Company which was otherwise available.

Further, under Regulation 47 of SEBI (Listing Obligations and Disclosure Requirements), Regulations 2015, the Company has not published the financial results in the news papers. Since the number of shareholders are very limited and being close friends & relatives of the promoters, it was deemed economical to provide the copies of the same to all the shareholders individually.

Transfer of shares to IEPF : The Company was not required to transfer any amount to the Investor Education and Protection Fund for earlier period in accordance with section 125 of the Act.

e) Material Financial & Commercial transactions by Senior Management

There were no material financial and commercial transactions by Senior Management as defined in Regulation 26 of the Listing Regulations where they have any personal interest that may have a potential conflict with the interests of the Company at large requiring disclosure by them to the Board of Directors of the Company.



AUDITORS' CERTIFICATE ON CORPORATE GOVERNANCE

To the Members of
Chhatisgarh Investments Limited

We have examined the compliance of conditions of Corporate Governance by Chhatisgarh Investments Ltd., for the year ended 31st March, 2017, as stipulated in the Regulations 17 to 27 and clauses (b) to (i) of sub-regulation (2) of Regulation 46 and para C, D and E of Schedule V of the Securities and Exchange Board of India (Listing Obligations and Disclosure Requirements) Regulations, 2015 [collectively referred to as SEBI Listing Regulations, 2015].


The compliance of conditions of Corporate Governance is the responsibility of the Company's management. Our examination was carried out in accordance with the Guidance Note on Certification of Corporate Governance, issued by the Institute of Chartered Accountants of India and was limited to procedures and implementation thereof, adopted by the Company for ensuring the compliance with the conditions of Corporate Governance. It is neither an audit nor an expression of opinion on the financial statements of the Company.

In our opinion and to the best of our information and according to the explanations given to us, we certify that the Company has complied with the conditions of Corporate Governance as stipulated in the SEBI Listing Regulations, 2015 except clauses (b) to (i) of Regulation 46(2) as the Company is not maintaining a website.


We state that such compliance is neither an assurance as to future viability of the Company nor of the efficiency or effectiveness with which the management has conducted the affairs of the Company.

Place: Raipur (C.G)
Date: 14.08.2017

For, Ajay Sindhvani & Co.
Chartered Accountants
FRN No. 015455C


CA Ajay Kumar
(Partner)
M. No. 072020





Chhatisgarh Investments Limited

Annual Accounts for the Financial Year 2016-17

Registered Office -1st Floor Vanijya
Bhawan Devendra Nagar,Road,Sai
Nagar,Raipur (C.G.)

Auditor-Ajay Sindhwani& Co.



**To the Members of
CHHATISGARH INVESTMENT LIMITED**

Report on the Financial Statements

We have audited the accompanying financial statements of Chhatisgarh Investment Limited ("the Company"), which comprise the Balance Sheet as at March 31, 2017, the Statement of Profit and Loss and Cash Flow Statement for the year then ended, and a summary of significant accounting policies and other explanatory information.

Management's Responsibility for the Financial Statements

The Company's Board of Directors is responsible for the matters stated in section 134(5) of the Companies Act 2013 ("the Act") with respect to the preparation of these standalone financial statements that give a true and fair view of the financial position, financial performance and cash flows of the Company in accordance with the accounting principles generally accepted in India, including the Accounting Standards referred specified under section 133 of the Act, read with Rule 7 of the Companies (Accounts) Rules, 2014. This responsibility also includes maintenance of adequate accounting records in accordance with the provisions of the Act for safeguarding the assets of the Company and for preventing and detecting frauds and other irregularities; selection and application of appropriate accounting policies; making judgments and estimates that are reasonable and prudent; and design, implementation and maintenance of adequate internal financial controls that were operating effectively for ensuring the accuracy and completeness of the accounting records, relevant to the preparation and presentation of the financial statements that give a true and fair view and are free from material misstatement, whether due to fraud or error.

Auditor's Responsibility

Our responsibility is to express an opinion on these financial statements based on our audit. We have taken into account the provisions of the Act, the accounting and auditing standards and matters which are required to be included in the audit report under the provisions of the act and the rules made thereunder.

We conducted our audit in accordance with the Standards on Auditing specified under section 143(10) of the Act. Those Standards require that we comply with ethical requirements and plan and perform the audit to obtain reasonable assurance about whether the financial statements are free from material misstatement.

An audit involves performing procedures to obtain audit evidence about the amounts and disclosures in the financial statements. The procedures selected depend on the auditor's judgment, including the assessment of the risks of material misstatement of the financial statements, whether due to fraud or error. In making those risk assessments, the auditor considers internal control relevant to the Company's preparation of the financial statements that give a true and fair view in order to design audit procedures that are appropriate in the



circumstances, but not for the purpose of expressing an opinion on whether the Company has in place an adequate internal financial control

System over financial reporting and the operating effectiveness of such controls. An audit also includes evaluating the appropriateness of accounting policies used and the reasonableness of the accounting estimates made by the Company's Directors, as well as evaluating the overall presentation of the financial statements. We believe that the audit evidence we have obtained is sufficient and appropriate to provide a basis for our audit opinion.

Opinion

In our opinion and to the best of our information and according to the explanations given to us, the financial statements give the information required by the Act in the manner so required and give a true and fair view in conformity with the accounting principles generally accepted in India:

- (a) In the case of the Balance Sheet, of the state of affairs of the Company as at March 31, 2017;
- (b) In the case of the Statement of Profit and Loss, of the **profit** for the year ended on that date; and
- (c) In the case of the Cash Flow Statement, of the cash flows for the year ended on that date.

Report on Other Legal and Regulatory Requirements

1. As required by the Companies (Auditor's Report) Order, 2016 ("the Order") issued by the Central Government of India in terms of section 143(11) of the Act, we give in the "**Annexure A**" a statement on the matters specified in paragraph 3 and 4 of the Order.
2. As required by section 143(3) of the Act, we report that:
 - a. We have sought and obtained all the information and explanations which to the best of our knowledge and belief were necessary for the purpose of our audit;
 - b. In our opinion proper books of account as required by law have been kept by the Company so far as appears from our examination of those books;
 - c. The Balance Sheet, Statement of Profit and Loss and Cash Flow Statement dealt with by this Report is in agreement with the books of account; and
 - d. in our opinion, the Financial Statements comply with the Accounting Standards referred to in section 133 of the Companies Act, 2013, read with rule 7 of the Companies (Accounts) Rules, 2014.
 - e. From examination of books of accounts and other relevant records for the purpose of audit, we have not come across any financial transactions or matters which have any adverse effect on the functioning of the Company.
 - f. On the basis of written representations received from the directors as on March 31, 2017, and taken on record by the Board of Directors, none of the directors is



disqualified as on March 31, 2017, from being appointed as a director in terms of section 164(2) of the Act.

- g. There is no qualification, reservation or adverse remark relating to the maintenance of accounts and other matters connected therewith.
- h. With respect to the adequacy of the internal financial control over financial reporting of the company and the operative effectiveness of such controls, refer to our separate report in **"Annexure-B**.
- i. With respect to the other matters included in the auditor's report and to best of our information and according to the explanation given to us.
 - i. There are no pending litigations which have impact on the financial position of the Company requiring disclosure in the financial statements.
 - ii. There are no material foreseeable losses on long term contracts including derivative contracts which require provision under the applicable law or Accounting Standards.
 - iii. There are no amounts required to be transferred, to the investor's education and protection fund by the company.
 - iv. The Company has provided requisite disclosures in its financial statements as to holdings as well as dealings in Specified Bank Notes during the period from 8 November, 2016 to 30 December, 2016 and these are in accordance with the books of accounts maintained by the Company. Refer Note 33 to the financial statements.

Place: Raipur (C.G.)
Dated: 30.05.2017

For, Ajay Sindhwani & Co.
Chartered Accountants
FRN: 015455C

Sd/-
CA. Ajay Kumar
Partner
M. No. 072020



Annexure to the Auditors' Report

[Referred to in paragraph 1 under 'Report on Other Legal and Regulatory Requirements' of our Report of even date to the members of Chhattisgarh Investments Limited on the accounts of the company for the year ended 31st March, 2017]

On the basis of such checks as we considered appropriate and according to the information and Explanations given to us during the course of our audit, we report that:

(i) In respect of its fixed assets:

- (a)** The Company has maintained proper records showing full particulars, including quantitative details and situation of the fixed assets.
- (b)** As explained to us, Management has physically verified the fixed assets of the company as at the end of the year & no discrepancies were noted.
- (c)** The titles deeds of immovable property are held in the name of the company.

(ii) In respect of its inventory:

- a) As explained to us, the Inventory has been physically verified at reasonable intervals by the management.
- b) In our opinion and according to the information and explanation given to us, the procedures of physical verification of inventories followed by the Management were reasonable and adequate in relation to the size of the Company and the nature of its business.
- c) In our opinion and according to the information and explanations given to us, the Company has maintained proper records of its inventories and no material discrepancies were noticed on physical verification of stocks as compared to book records.

(iii) In respect of loans and advances to related party:

- a) According to the information and explanations given to us, the Company has granted loan to parties covered in the Register maintained under Section 189 of the Companies Act, 2013 during the year under review.
- b) As explained to us, the principle amount is repayable on demand, whereas the interest is payable annually at the discretion of the company.
- c) As explained to us, there was no overdue amount in respect of loan granted.



(iv) In our opinion, and according to the information and the explanation given to us, the company has given guarantee worth Rs.50 crores for loan (O/S amount as on 31.03.17 is Rs.20.00 Crores) taken by Sarda Energy & Minerals Ltd. from banks or financial institutions; the terms and conditions of the guarantees given are not prejudicial to the interest of the company.

(v) In our opinion and according to the information and explanation given to us, the company has not received any public deposits during the year.

(vi) As informed to us, the Company has maintained prescribed cost records under sub-section (1) of Section 148 of the Act, in respect of the activities carried on by the Company.

(vii) In respect of statutory dues:

(a) According to the records of the company and information and explanations given to us, the Company has generally been regular in depositing undisputed statutory dues, including Investor Education and Protection Fund, Income-tax, Tax deducted at sources, Tax collected at source, Sales Tax, value added tax (VAT), Service Tax, Cess and other material statutory dues applicable to it, with the appropriate authorities.

(b) However, according to the information and explanation given to us, the following dues have not been deposited by the Company on account of disputes:

Name of the Statute	Nature of Dues	Amount in (Rs in Lakhs)	Period for which amount	Forum for the dispute is pending
Sales Tax	Entry Tax	3.83	F.Y.2011-12	Commissioner (Appeals)
Sales Tax	VAT Tax	1.14	F.Y.2011-12	Commissioner (Appeals)

(c) According to the information and explanations given to us, there were no amounts which required to be transferred by the Company to the Investor Education and Protection Fund.

(viii) In our opinion and according to the information and explanations given to us, the Company has not defaulted in the repayment of dues to financial institutions, banks and debenture holders.

(ix) Based on audit procedures and on the basis of information and explanation given to us during this year no moneys raised by way of initial public offer or further public offer (including debt instruments). Hence clause 3 (ix) of this order not applicable.



-
- (x) Based upon the audit procedures performed and according to information and explanations given to us, no fraud on company by its officers or employees has been noticed or reported during the course of our audit.
- (xi) As per information and explanation given by management the managerial remuneration has been paid or provided in accordance with the provisions of Companies Act, 2013.
- (xii) The company is not a chit fund, nidhi, mutual benefit fund / society. Accordingly clause 3 (xii) of the order is not applicable.
- (xiii) In our opinion and according to the information and explanations given to us, during the year transactions with related parties are in compliance with section 177 and section 188 of the act and have been disclosed in the financial statements as required by the applicable accounting standard.
- (xiv) According to the records of the company, and as per the information and explanation offered by the management the company has not made any preferential allotment or private placement of shares or fully or partly convertible debentures during the year under review.
- (xv) As per information and explanations offered by the management the company has not entered into any non-cash transactions with directors or persons connected with him during the year under audit, accordingly clause 3 (xv) of the order is not applicable.
- (xvi) In our opinion and according to the information and explanations given to us the company is registered under section 45-IA of the Reserve Bank of India Act, 1934.

Place: Raipur (C.G.)
Dated: 30.05.2017

For, Ajay Sindhwani & Co.
Chartered Accountants
FRN: 015455C

Sd/-
CA. Ajay Kumar
Partner
M.No. 072020



ANNEXURE-B

ANNEXURE TO THE AUDITOR'S REPORT TO THE MEMBERS

Re: CHHATISGARH INVESTMENTS LIMITED

Report on the Internal Financial Controls under Clause (i) of Sub-section 3 of Section 143 of the Companies Act, 2013 ("the Act")

We have audited the internal financial controls over financial reporting of **Chhatisgarh Investments Limited**, (the "Company"), as of March 31, 2017 in conjunction with our audit of the financial statements of the Company for the year ended on that date.

Management's Responsibility for the Financial Statements


The Company's management is responsible for establishing and maintaining internal financial controls based on the internal control over financial reporting criteria established by the Company considering the essential components of internal control stated in the Guidance Note on Audit of Internal Financial Controls over Financial Reporting issued by the Institute of Chartered Accountants of India ("ICAI"). These responsibilities include the design, implementation and maintenance of adequate internal financial controls that were operating effectively for ensuring the orderly and efficient conduct of its business, including adherence to company's policies, the safeguarding of its assets, the prevention and detection of frauds and errors, the accuracy and completeness of the accounting records, and the timely preparation of reliable financial information, as required under the Companies Act, 2013.

Auditor's Responsibility

Our responsibility is to express an opinion on the Company's internal financial controls over financial reporting based on our audit. We conducted our audit in accordance with the Guidance Note on Audit of Internal Financial Controls Over Financial Reporting (the "Guidance Note") and the Standards on Auditing, issued by ICAI and deemed to be prescribed under section 143(10) of the Companies Act, 2013, to the extent applicable to an audit of internal financial controls, both applicable to an audit of Internal Financial Controls and, both issued by the Institute of Chartered Accountants of India. Those Standards and the Guidance Note require that we comply with ethical requirements and plan and perform the audit to obtain reasonable assurance about whether adequate internal financial controls over financial reporting was established and maintained and if such controls operated effectively in all material respects.

Our audit involves performing procedures to obtain audit evidence about the adequacy of the internal financial controls system over financial reporting and their operating effectiveness. Our audit of internal financial controls over financial reporting included obtaining an understanding of internal financial controls over financial reporting, assessing the risk that a material weakness exists, and testing and evaluating the design and operating effectiveness of internal control based on the assessed risk. The procedures selected depend on the auditor's judgement, including the assessment of the risks of material misstatement of the financial statements, whether due to fraud or error.

We believe that the audit evidence we have obtained is sufficient and appropriate to provide a basis for our audit opinion on the Company's internal financial controls system over financial reporting.



Meaning of Internal Financial Controls over Financial Reporting

A company's internal financial control over financial reporting is a process designed to provide reasonable assurance regarding the reliability of financial reporting and the preparation of financial statements for external purposes in accordance with generally accepted accounting principles. A company's internal financial control over financial reporting includes those policies and procedures that:

- (1) pertain to the maintenance of records that, in reasonable detail, accurately and fairly reflect the transactions and dispositions of the assets of the company;
- (2) provide reasonable assurance that transactions are recorded as necessary to permit preparation of financial statements in accordance with generally accepted accounting principles, and that receipts and expenditures of the company are being made only in accordance with authorizations of management and directors of the company; and
- (3) provide reasonable assurance regarding prevention or timely detection of unauthorized acquisition, use, or disposition of the company's assets that could have a material effect on the financial statements.

Inherent Limitations of Internal Financial Controls over Financial Reporting

Because of the inherent limitations of internal financial controls over financial reporting, including the possibility of collusion or improper management override of controls, material misstatements due to error or fraud may occur and not be detected. Also, projections of any evaluation of the internal financial controls over financial reporting to future periods are subject to the risk that the internal financial control over financial reporting may become inadequate because of changes in conditions, or that the degree of compliance with the policies or procedures may deteriorate.

Opinion

In our opinion, the Company has, in all material respects, an adequate internal financial controls system over financial reporting and such internal financial controls over financial reporting were operating effectively as at March 31, 2017, based on the internal control over financial reporting criteria established by the Company considering the essential components of internal control stated in the Guidance Note on Audit of Internal Financial Controls over Financial Reporting issued by the Institute of Chartered Accountants of India.

For, Ajay Sindhwani & Co.
Chartered Accountants
FRN No. 015455C

Place: Raipur (C.G)
Date: 30.05.2017

Sd/-
CA Ajay Kumar
(Partner)
M. No. 072020



Independent Auditors Report

To Board of Directors of Chhattisgarh Investments Limited, Raipur

Auditor's Report under Non Banking Financial Companies Auditors Report (Reserve Bank) Directions.

In addition to our report under section 143 of the Companies Act 2013, we make this report to Board of Directors on the accounts of the Company as on 31st March, 2017 as under: -

- I. The company is engaged in agriculture operations, solar power generation and share/securities trading & investment & other business of non-banking financial institution and it also holds Certificate of Registration (COR) (number B-03.00167) u/s 45IA of RBI Act, 1934 issued by RBI.
- II. The company's asset/income pattern as on March 31, 2017 is as under:-

(Rs. In Lacs)

S. No.	Particulars	Amount	% to total assets	Income	% to total income
1	Fixed Assets	8,662.67	8.98%	1,778.83	2.81%
2	Investments	79,824.27	82.75%	530.44	0.84%
3	Cash and Bank balances	46.29	0.05%	-	-
4	Loans & Advances	4,825.64	5.00%	1,376.88	2.17%
i)	Financing Physical Assets (For AFC Classification)	-	-	-	-
ii)	Other loan and advances	-	-	-	-
iii)	Others - inventories/debtors/current assets/Others	3,105.70	3.22%	59,623.34	94.18%
	Total	96,464.56	100.00%	63,309.49	100.00%

The Company is not entitle to continue to hold COR in terms of above asset/income pattern as on 31.03.2017.



- III. The Board of Directors has passed a resolution for non- acceptance of any public deposits.
- IV. The Company has not accepted any public deposits during the financial year;
- V. The company has generally complied with the prudential norms relating to income recognition, accounting standards, asset classification and provisioning for bad and doubtful debts as applicable to it in terms of Non-Systemically Important Non-Banking Financial (Non- Deposit Accepting or Holding) Companies Prudential Norms (Reserve Bank) Directions, 2015.
- VI. With regard to notification issued on 10th November 2014 vide notification no. RBI/2014-15/299, the company does not fall under the category of "Systematically Important" Non Deposit taking NBFCs for the Financial Year 2016-17 as on the last Audited Balance Sheet the total asset size of the Company was less than Rs.500.00 Crore hence it is required to maintain Capital to Risk Assets Ratio (CRAR),
- VII. The Company has not furnished to Reserve Bank of India annual return for the F.Y.16-17 pending finalization of registration related issues based on asset/income norms applicable to NBFC.
- VIII. The Company as on 31.03.2017 has granted advances for purchase of land amounting to Rs. 604.38 Lakhs. Out of this amount provision of Rs.163.20 Lakhs has been made as per RBI norms. However, execution of sale deed is still pending against the Land advance.
- IX. The Company has granted interest free advances for business transaction other than loan in the course of business of non-banking financial institution. However, the Company has provided in the books adequate provisions where it is to be made. However in our opinion the company should make appraisal note and follow applicable RBI norms before granting advances to any party.



- X. Since the Company is not meeting PBC criteria as prescribed by RBI the Company is not eligible to continue as NBFC and with this view the Company has not complied to various norms such as upgradation of Fair Practice Code (FPC), having policy on KYC and AML (Anti Money Laundering), Net Owned Fund norms, Compliance to RBI Inspection, Single Exposure norms, etc. It is advisable to the Company to do compliance of the same even though they are not eligible as NBFC and still holding registration certificate.
- XI. The Company has investment in two partnership firms and as per RBI norms an NBFC cannot be partner in partnership firm. During the year, the Company has reduced its contribution in the partnership firm. Further, it is advisable to the Company to plan out to come out of the partnership firms.

Place: Raipur (C.G.)
Dated: 30.05.2017

For, Ajay Sindhvani & Co.
Chartered Accountants
FRN: 015455C

Sd/-
CA. Ajay Kumar
Partner
M.No. 072020

CHHATISGARH INVESTMENTS LIMITED
BALANCE SHEET AS AT 31ST MARCH,2017

(Rs.in Lakhs)

Particulars	Note No.	As at 31.03.17	As at 31.03.16
I. EQUITY AND LIABILITIES			
1 Shareholders' funds			
(a) Share capital	3	25.80	25.80
(b) Reserves and surplus	4	72,020.93	13,720.65
(c) Money received against share warrants		-	-
TOTAL		72,046.73	13,746.45
2 Share application money pending allotment		-	-
3 Non-current liabilities			
(a) Long-term borrowings	5	13,369.91	14,006.71
(b) Deferred tax liabilities (Net)		-	-
(c) Other Long term liabilities	6	2,396.18	1,643.30
(d) Long-term provisions	7	11.61	6.40
TOTAL		15,777.70	15,656.40
4 Current liabilities			
(a) Short-term borrowings	8	8,051.05	4,116.77
(b) Trade payables		42.25	91.17
(c) Other current liabilities	9	531.42	1,067.43
(d) Short-term provisions	10	15.40	24.76
TOTAL		8,640.12	5,300.14
GRAND TOTAL		96,464.55	34,703.00
II. ASSETS			
1 Non-current assets			
(a) Fixed assets	11		
(i) Tangible assets		8,091.07	7,790.19
(ii) Intangible assets		0.53	0.65
(iii) Capital work-in-progress		571.07	195.15
(iv) Intangible assets under development		-	-
(b) Non-current investments	12	19,351.73	17,847.90
(c) Deferred tax assets (net)		-	-
(d) Long-term loans and advances	13	4,063.24	2,847.32
(e) Other non-current assets		0.70	0.70
TOTAL		32,078.33	28,681.91
2 Current assets			
(a) Current investments	14	62,817.88	1,495.05
(b) Inventories	15	215.67	263.42
(c) Trade receivables	16	306.64	380.58
(d) Cash and cash equivalents	17	46.29	125.95
(e) Short-term loans and advances	18	762.40	3,550.08
(f) Other current assets	19	237.33	206.00
TOTAL		64,386.21	6,021.09
GRAND TOTAL		96,464.55	34,703.00

Significant Accounting Policies & Notes to Accounts 1 & 2

The accompanying Notes from 1 to 34 are an Integral Part of the Financial Statements

As per our Report of Even Date

For AJAY SINDHWANI & CO.

FOR AND ON BEHALF OF THE BOARD OF DIRECTORS

Chartered Accountants

FRNo.015455C

sd/-
CA AJAY KUMAR

sd/- sd/- sd/-
KAMAL KISHOHRE SAURABH RATHI ANSHUL SINGHVI
SARDA

sd/-
SHALINI NAUTIYAL

PARTNER
M.NO.072020

DIRECTOR **WHOLE TIME** **CHIEF FINANCIAL OFFICER**
DIRECTOR
DIN 00008170 **DIN 00014178**

COMPANY SECRETARY

PLACE : RAIPUR
DATE : 30.05.2017

PLACE : RAIPUR
DATE : 30.05.2017

CHHATISGARH INVESTMENTS LIMITED
STATEMENT OF PROFIT AND LOSS FOR THE PERIOD ENDED 31ST MARCH,2017

(Rs.in Lakhs)

	Particulars	Note No.	Period Ended 31.03.2017	Year Ended 31.03.2016
	INCOME:			
I.	Revenue from operations	20	63,287.65	6,745.59
II.	Other income	21	21.83	3.62
III.	Total Revenue (I + II)		63,309.49	6,749.22
IV.	EXPENSES:			
	Cost of Cultivation & Plantation		1,036.90	1,192.88
	Purchase of Vegetables		-	0.35
	Solar Power Plant Operation expenses		27.32	28.24
	Changes in inventories of finished goods work-in-progress and Stock-in-Trade	22	42.45	(24.12)
	Employee benefits expense	23	79.29	71.84
	Loss from Futurer /Options on Shares		-	447.45
	Provisions & Contingencies	24	561.75	851.37
	Other Expenses	25	328.27	243.21
	Total Expenses (III)		2,075.97	2,811.23
	Earning Before interest,tax,depreciation and amortization (III-IV)		61,233.51	3,937.99
V.	Finance costs	26	2,100.32	2,286.65
	Depreciation and amortization expense		264.89	316.78
VI.	Profit before exceptional and tax (III-IV)		58,868.30	1,334.56
VII.	Prior Period Items		10.09	23.29
VIII.	Profit before tax (V - VI)		58,878.39	1,357.85
IX.	Tax expense:			
	(1) Provision For Income Tax		570.35	100.00
	(2) Deferred tax		-	-
X.	Profit (Loss) for the period (VII - VIII)		58,308.04	1,257.85
XI.	Earnings per equity share:			
	(1) Basic		22,600.02	487.54
	(2) Diluted		22,600.02	487.54

Significant Accounting Policies & Notes to Accounts

1 & 2

The accompanying Notes from 1 to 34 are an Integral Part of the Financial Statements

As per our Report of Even Date

For AJAY SINDHWANI & CO.

FOR AND ON BEHALF OF THE BOARD OF DIRECTORS

Chartered Accountants

FRNo.015455C

sd/-
CA AJAY KUMAR

PARTNER
M.NO.072020

PLACE : RAIPUR
DATE : 30.05.2017

sd/- KAMAL KISHOHRE
SARDA
DIRECTOR
DIN 00008170

sd/- SAURABH RATHI
WHOLE TIME
DIRECTOR
DIN 00014178

sd/- ANSHUL SINGHVI
CHIEF FINANCIAL OFFICER

sd/- SHALINI NAUTIYAL
COMPANY SECRETARY

RAIPUR
30.05.2017

CHHATTISGARH INVESTMENTS LIMITED
CASH FLOW STATEMENT FOR THE YEAR ENDED 31ST MARCH, 2017

(Rs.in Lakhs)

	PARTICULARS	Year ended 31.03.2017 (Rupees)	Year ended 31.03.2016 (Rupees)
A.	CASH FLOW FROM OPERATING ACTIVITIES :		
	Net Profit before tax as per Profit & Loss Account	58,878.39	1,357.85
	<u>Adjustment for :</u>		
	Depreciation and amortization expense	264.89	316.78
	(Profit) / Loss on sale of fixed assets	(21.66)	-
		243.23	316.78
	Operating Profit before Working Capital changes	59,121.62	1,674.63
	<u>Adjustment for :</u>		
	Current Investments	(61,322.82)	2,392.80
	Inventories	47.75	(47.76)
	Trade receivables	73.94	160.94
	Short Term Loans and Advances	2,787.68	(1,176.69)
	Other Current Assets	(31.33)	(30.10)
	Short-term borrowings	3,934.28	(9.19)
	Trade Payables	(48.93)	37.74
	Other Current Liabilities	(536.01)	526.24
	Shrot Term Provisions	(9.36)	6.66
		(55,104.81)	1,860.62
	Cash generated from Operations	4,016.81	3,535.26
	Direct Taxes (Net)	(570.35)	(100.00)
	Net cash from Operating Activities	3,446.46	3,435.26
B.	CASH FLOW FROM INVESTING ACTIVITIES :		
	(Purchase) of Fixed Assets including Capital WIP	(946.79)	(458.29)
	Sale of Fixed Assets	26.89	-
	(Purchase)/Sale of long Term Investments	(1,503.83)	(111.56)
	Net Cash used in Investing Activities	(2,423.73)	(569.85)
C.	CASH FLOW FROM FINANCING ACTIVITIES :		
	Proceeds from Long Term Borrowings	29,605.35	19,980.54
	Repayment of Long Term Borrowings	(30,242.15)	(22,067.40)
	Increase/(Decrease) in Other Long Term Liabilities	752.88	1,488.30
	Increase/(Decrease) in Long Term Provisions	5.22	6.25
	(Increase)/Decrease in Long Term Loans & Advances	(1,215.92)	(2,295.84)
	(Increase)/Decrease in Other Non Current Assets	-	(0.70)
	Dividend & Dividend Distribution Tax	(7.76)	(7.76)
	Net Cash from financing Activities	(1,102.38)	(2,896.61)
	Net Increase/(decrease) in Cash and Cash equivalents (A+B+C)	(79.66)	(31.21)
	CASH AND CASH EQUIVALENTS AS AT 01/04/2016 (as per Note-17)	125.95	157.16
	CASH AND CASH EQUIVALENTS AS AT 31/03/2017 (as per Note-17)	46.29	125.95
	Increase/(decrease) in Cash and Cash equivalents	(79.66)	(31.21)

Notes:

(a) Cash and cash equivalent include the following :

Cash on Hand	17.24	17.95
Fixed Deposit	13.18	12.16
Balance with Banks	15.87	95.84

(b) Figures in brackets represent outflows.

46.29	125.95
-------	--------

(c) Previous year figures have been recast/restated wherever necessary.

As per our Report of even date

For AJAY SINDHWANI & Co.

Chartered Accountants

FRNo.015455C

FOR AND ON BEHALF OF THE BOARD OF DIRECTORS

sd/-
CA AJAY KUMAR

PARTNER

M.NO.072020

PLACE RAIPUR
DATE 30.05.2017

sd/- sd/-
KAMAL KISHORE SAURABH RATHI
SARDA

DIRECTOR WHOLE TIME DIRECTOR

DIN 00008170 DIN 00014178

PLACE RAIPUR
DATE 30.05.2017

sd/-
ANSHUL SINGHVI

CHIEF FINANCIAL OFFICER

sd/-
SHALINI NAUTIYAL

COMPANY SECRETARY

AUDITORS' CERTIFICATE

We have examined the attached Cash flow Statement of M/s Chhattisgrah Investment Limited for the year ended 31st March, 2017. The statement has been prepared by the Company in accordance with the requirements of Clause 32 of listing agreement with the Stock Exchange and is based on and in agreement with the corresponding Profit and Loss account and Balance Sheet of the company.

For AJAY SINDHWANI & Co.
Chartered Accountants
FRNo.015455C

PLACE : RAIPUR
DATE : 30.05.2017

sd/-
CA AJAY KUMAR
PARTNER
M.NO.072020

SIGNIFICANT ACCOUNTING POLICIES & NOTES TO THE FINANCIAL STATEMENTS

FOR THE YEAR ENDED 31ST MARCH, 2017

CORPORATE INFORMATION

Chhattisgarh Investments Limited is a public company domiciled in India and incorporated under the provisions of the Companies Act, 1956. Its shares are listed on Kolkata Stock Exchange & MP Stock Exchange in India. The Company is registered with RBI as a Non-Banking Financial Company. The Company is also engaged in the agriculture operation and generation of solar power.

Note 1: BASIS OF PREPARATION

1.1 Accounting Convention

These financial statements have been prepared under historical cost convention from books of accounts maintained on an accrual basis (unless otherwise stated hereinafter) in conformity with accounting principles generally accepted in India and comply with the Accounting Standards issued by the Institute of Chartered Accountants of India and referred to Sec 129 & 133 of the Companies Act, 2013, of India. The accounting policies applied by the company are consistent with those used in previous year.

1.2 Use of Estimates

The preparation of financial statements, in conformity with generally accepted accounting principles requires the management to make estimates and assumptions that affect the reported amount of assets and liabilities and disclosures of contingent liabilities as at the date of financial statement and the results of operations during the reporting period. Although these estimates are based upon management's best knowledge of current events and actions, actual results could differ from these estimates.

1.3 Current and Non-current classification

An asset or a liability is classified as current when it satisfies any of the following criteria:

- i. it is expected to be realized / settled, or is intended for sale or consumption, in the Company's normal operating cycle;
- ii. it is held primarily for the purpose of being traded;
- iii. it is expected to be realized / due to be settled within twelve months after the reporting date;
- iv. the Company does not have an unconditional right to defer settlement of the liability for at least twelve months after the reporting date.

All other assets and liabilities are classified as non-current.

Note 2: SUMMARY OF SIGNIFICANT ACCOUNTING POLICIES

2.1 Revenue Recognition

Revenue is recognized to the extent that it is probable that the economic benefits will flow to the Company and the revenue can be reliably measured.

Sale of Solar Power

Sale is recognized, when the significant risks and rewards of ownership of the goods is passed to the buyer.

Standing crops/Agriculture produce

Stock of standing crops /agriculture produces are accounted for on an estimated market value less indirect expense on each balance sheet date.

Shares / Investments

Profit on sale of investments is recorded on confirmation of sale and is determined as the difference between the sales price and the carrying value of investment.

Dividends

Dividend is recognized when the Company's right to receive the payment is established by the balance sheet date. Dividend from subsidiaries is recognized even if the same are to declare after the balance sheet date but pertains to the period on or before the date of balance sheet as per the requirement of Schedule III to the Companies Act, 2013.

Interest

Interest is recognized on a time proportion basis taking into account the amount outstanding and the rate applicable except in case of non-performing loans where it is recognized upon realisation, as per the income recognition and asset classification norms prescribed by the RBI.

2.2 Fixed Assets

Tangibles

Tangible Assets are stated at cost less accumulated depreciation / amortization and impairment losses if any. Cost comprises the purchase price and any attributable costs of bringing the asset to its working condition for its intended use. Borrowing costs relating to acquisition/construction of fixed assets which takes substantial period of time to get ready for its intended use are also included to the extent they relate to the period till such assets are ready for commercial use.

Intangibles

Intangible assets are carried at its cost less accumulated amortization and impairment losses, if any.

2.3 Impairment of Fixed Assets

The carrying amount of the Company's fixed assets is reviewed at each balance sheet date. If any indication of impairment exists, an asset's recoverable amount is estimated. An impairment loss is recognized whenever the carrying amount of an asset exceeds its recoverable amount. The recoverable amount is the greater of the net selling price and value in use. In assessing value in use, the estimated future cash flows are discounted to their present value based on an appropriate discount factor. After impairment, depreciation is provided on the revised carrying amount of the asset over its remaining useful life.

Reversal of impairment losses recognized in prior years is recorded when there is an indication that the impairment losses recognized for the asset no longer exist or have decreased. However, the increase in carrying amount of an asset due to reversal of an impairment loss is recognized to the extent it does not exceed the carrying amount that would have been determined (net of depreciation) had no impairment loss been recognized for the asset in prior years.

2.4 Depreciation/Amortization

During the year, the Company has revised depreciation rate on all fixed assets as per the useful life specified in the Companies Act, 2013. For Solar power plant & machinery longer useful life has been considered based on performance contract executed with the supplier. Solar Power Assets are depreciated at straight line method. Computer Software are amortized on straight line method over the estimated useful life ranging upto 5 years.

2.5 Investments

Trade Investments are the investments made to enhance the Company's business interests. Investments are either classified as current or long-term based on Management's intention at the time of purchase. Current investments are carried at the lower of cost and fair value determined by category of investment. Long-term investments are carried at cost less provisions recorded to recognize any decline, other than temporary, in the carrying value of each investment.

2.6 Loans

In accordance with the RBI guidelines all loans are classified under any of four categories i.e (a) Standard Assets (b) Sub-Standard Assets (c) Doubtful Assets and (d) Loss Assets

2.7 Valuation of Inventories

Inventories are valued as under:

- i) Work-in-Progress (Stock of Standing Crops/Agriculture Produce) : Estimated Market Value Less Indirect Expenses
- ii) Shares: Lower of cost or market value
- iii) Consumables : At Cost

2.8 Cash and Cash Equivalents

Cash and Cash Equivalents for the purpose of Cash Flow Statement comprises of cash in hand/cash at bank/fixed deposit and other short term highly liquid investments with an original maturity of three months or less that are readily convertible into known amount of cash and which are subject to an insignificant risk of change in value.

2.9 Cash Flow Statement

Cash Flow are reported using the indirect method whereby cash flows from operating, investing and financing activities of the Company are segregated and profit before tax is adjusted for the effects of the transactions of non-cash nature and any deferrals or accruals of past or future cash receipts or payments

2.10 Borrowing Costs

Borrowing cost includes interest, commitment charges on bank borrowings, amortization of ancillary cost incurred in connection with the arrangement of borrowings. Borrowing costs that are directly attributable to the acquisition or construction of a qualifying asset are capitalized as part of the cost of that asset. The amount of borrowing costs eligible for capitalization is determined in accordance with Accounting Standard 16 (AS 16) on "Borrowing Costs". Other borrowing costs are recognized as expense in the period in which they are incurred. In accordance with Accounting Standard 16, exchange differences arising from foreign currency borrowings to the extent that they are regarded as adjustment to interest costs are recognized as borrowing costs, and are capitalized as part of the cost of fixed assets if they are directly attributable to their acquisition or charged to Statement of Profit and Loss.

2.11 Employee Benefits

No Provision has made in the books of accounts for gratuity liability of the company. The company follows accounting for gratuity on as-and-when paid basis. The liability for gratuity on actuarial basis has not been determined.

2.12 Taxes on Income

Current Tax is determined as the amount of income tax (including MAT) payable. In respect of taxable income payable for the year calculated as per the provisions of the Income Tax Act, 1961. Deferred tax is recognized subject to consideration of prudence, on timing differences between the taxable income and accounting income that originate in one period and are capable of reversal in one or more subsequent periods. Deferred tax assets arising on account of unabsorbed depreciation or carry forward of tax losses are recognized only to the extent there is virtual certainty supported by convincing evidence that sufficient future taxable income will be available against which such deferred tax can be realized.

2.13 Earning Per Share

In determining earnings per share, the Company considers the net profit after tax and includes the post tax effect of any extra-ordinary / exceptional item. The number of shares used in computing basic earnings per share is the weighted average number of shares outstanding during the period. The number of shares used in computing diluted earnings per share comprises the weighted average shares considered for deriving basic earnings per share, and also the weighted average number of equity shares that could have been issued on the conversion of all dilutive potential equity shares.

2.14 Provisions and Contingent Liabilities

Provision against loans:- Provision is made in accordance with the RBI guidelines applicable to non-performing loans. A general provision is made of 0.25% of the outstanding standard assets in accordance with the RBI guidelines.

Other Provisions:-A provision is recognized if, as a result of a past event, the Company has a present legal obligation that can be estimated reliably, and it is probable that an outflow of economic benefits will be required to settle the obligation. Provisions are determined by the best estimate of the outflow of economic benefits required to settle the obligation at the reporting date. Where no reliable estimate can be made, a disclosure is made as contingent liability. A disclosure for a contingent liability is also made when there is a possible obligation or a present obligation that may, but probably will not, require an outflow of resources. Where there is a possible obligation or a present obligation in respect of which the likelihood of outflow of resources is remote, no provision or disclosure is made.

Provision for Income Tax is made on actual payment basis accounted as on 31.03.2016 .The Liability for Income Tax on assessment shall be made as & when determined.

2.15 Policy on Security Lending & Borrowing Mechanism (SLBM)

The Liability against shares borrowed under SLBM mechanism of stock exchanges remaining at the end of the year is ascertained based on the closing rate of the relevant shares and the gain/loss on shares borrowed under SLBM its transaction is accounted for on settlement of the transaction on the lines of Future & Option.

(Rs.in Lakhs)

Note 3: SHARE CAPITAL		As at 31.03.17	As at 31.03.16
Authorised : 10,00,000 (P.Y. 10,00,000) Equity Shares of Rs. 10/- each		100.00	100.00
Total		100.00	100.00
Issued, Subscribed & Paid up Capital: 2,58,000 (P.Y. 2,58,000) Equity Shares of Rs.10/- each fully paid up		25.80	25.80
Total		25.80	25.80

- a. Reconciliation of the number of shares outstanding at the beginning and at the end of the reporting period :-

Particulars	As at 31.03.17		As at 31.03.16	
	Number	Amount	Number	Amount
Shares outstanding at the beginning of the year	258,000	25.80	258,000	25.80
Shares issued during the year	-	-	-	-
Shares bought back during the year	-	-	-	-
Shares outstanding at the end of the year	258,000	25.80	258,000	25.80

- b. All equity shares carry equal voting and distribution rights.
c. Details of shareholders holding more than 5 percent of shares in the company:-

Name of Shareholder	As at 31.03.17		As at 31.03.16	
	No. of Shares held	% of Holding	No. of Shares held	% of Holding
G.D. Sarda	15000	5.81%	15000	5.81%
Uma Sarda	16550	6.41%	16550	6.41%
Veena Sarda	14000	5.43%	14000	5.43%
Sarda Agriculture & Properties (P)Ltd	81325	31.52%	81325	31.52%
Prachi Agriculture & Properties (P) Ltd	49475	19.18%	49475	19.18%
Anant Sarda	21200	8.22%	21200	8.22%
Jugal Kishore Sarda	16950	6.57%	16950	6.57%

- d. As per records of the company, including its register of the shareholders/members and other declarations received from shareholders regarding beneficial interest, the above shareholding represents both legal and beneficial ownership of shares.

(Rs.in Lakhs)

Note 4: RESERVES AND SURPLUS		As at 31.03.17	As at 31.03.16
a. Securities Premium Account			
Opening Balance		1,298.70	1,298.70
Add : Securities premium credited on Share issue		-	-
Less : Premium Utilised for various reasons premium on Redemption of Debentures for Issuing Bonus Shares		-	-
Closing Balance		1,298.70	1,298.70
b. Special Reserve u/s 45-IC of the RBI Act,1934			
Opening Balance		2,430.00	2,130.00
(+) Current Year Transfer		11,700.00	300.00
(-) Written Back in Current Year		-	-
Closing Balance		14,130.00	2,430.00
c. General Reserves:			
Opening Balance		1,367.00	1,217.00
(+) Current Year Transfer		5,845.00	150.00
(-) Written Back in Current Year		-	-
Closing Balance		7,212.00	1,367.00
d. Surplus:			
Opening balance		8,624.95	7,824.86
(+) Net Profit/(Net Loss) for the current year		58,308.04	1,257.85
(-) Proposed Dividends (incl. tax on dividend)		7.76	7.76
(-) Transfer to Special Reserve u/s 45-IC of the RBI Act,1934		11,700.00	300.00
(-) Transfer to General Reserve		5,845.00	150.00
(-) Carrying amount of asset		-	-
Closing balance		49,380.23	8,624.95
Total		72,020.93	13,720.65

(Rs.in Lakhs)

Note 5: LONG-TERM BORROWINGS	As at 31.03.17	As at 31.03.16
<u>SECURED LOAN</u>		
<u>SECURED LOAN FROM BANKS</u>		
Term loans from banks (refer 5.a ,5.b & 5c)	987.00	1,260.00
<u>SECURED LOAN FROM OTHERS</u>		
Loan from Others	-	1,050.00
<u>UNSECURED LOAN</u>		
Loans and advances from related parties (refer 5.d)	11,737.55	10,988.90
Loans from Other Bodies Corporate (refer 5.d)	645.36	707.81
Total	13,369.91	14,006.71

- 5.a Out of total term loan from banks of Rs.1260.00/- Lakhs (P.Y.Rs.1668.71/- Lakhs),Rs.987.00/- Lakhs (P.Y. Rs. 1260.00/- Lakhs) is long term borrowings and balance Rs.273.00/- Lakhs (P.Y. Rs.408.71/- Lakhs) is treated as current maturities under the head other current liabilities in note 8
- 5.b Loans from a bank of Rs.99.16/- Lakhs (P.Y./-179.18/-Lakhs) (including Cash Credit limit of Rs. 99.16/- Lakhs (P.Y. Rs. 87.10/- Lakhs) shown under the head short term borrowings in note 8) is secured by the hypothecation of movable assets as primary security and registered mortgage of specified land parcel of the company at Kharora as collateral security . Further the loan has been guaranteed by personal guarantee of a director.Out of term loan of Rs.Nil (P.Y. Rs. 144.06/-Lakhs), Rs NIL (P.Y.Rs.Nil) is long term borrowings and balance Rs.Nil (P.Y.Rs. 92.09/- Lakhs) is treated as current maturities under the head other current liabilities in note 8
- 5.c Loan from bank includes Rs.1260.00/- Lakhs (P.Y.Rs.1576.61/-Lakhs) which pertains to 2 MW Solar Power Plant at Kharora and is secured by the hypothecation of Plant & Machinery and other assets created out of the term loan as primary security and registered mortgage of immovable properties of the company situated at Kharora as collateral security . Further the loan has been guaranteed by personal guarantee of a director.The term loan is repayable in 33 quarterly installments and three monthly instalments under step up method. Out of Loan of Rs 1260.00/- Lakhs (P.Y Rs.1576.61/-Lakhs) Rs.987.00/-Lakhs (P.Y.Rs.1260.00/-Lakhs) is treated as long term borrowings and balance Rs.273.00/- Lakhs (P.Y.Rs.316.61/-Lakhs) is treated as current maturities under the head other current liabilities in note 8
- 5.d There is no fixed term for repayment of unsecured loan taken from related parties and from other bodies Corporate. These are repayable on demand.

(Rs.in Lakhs)

Note 6: OTHER LONG TERM LIABILITIES	As at 31.03.17	As at 31.03.16
Land Advance	1,700.50	1,000.00
Security Deposit	695.68	643.30
Total	2,396.18	1,643.30

(Rs.in Lakhs)

Note 7: LONG TERM PROVISIONS	As at 31.03.17	As at 31.03.16
Provision Against Standard Assets (Loans)	11.61	6.40
Total	11.61	6.40

(Rs.in Lakhs)

Note 8: SHORT TERM BORROWINGS	As at 31.03.17	As at 31.03.16
<u>SECURED LOAN FROM BANK</u>		
Cash Credit loan from bank (refer 8.a)	99.17	87.10
<u>SECURED LOAN FROM OTHERS</u>		
Loan from Others (refer 8.b)	7,951.88	4,029.67
Total	8,051.05	4,116.77

- 8.a Cash Credit limit is secured by the hypothecation of movable assets as primary security and registered mortgage of specified land parcel of the company at kharora as collateral security . Further the loan has been guaranteed by personal guarantee of a director.
- 8.b Loan from Others is secured by pledge of 13,75,620 equity shares of Canfin Homes Ltd owned by the Company.

(Rs.in Lakhs)

Note 9: OTHER CURRENT LIABILITIES	As at 31.03.17	As at 31.03.16
Tax Deducted at Source	142.58	140.50
Liabilities for Expenses	56.00	41.98
Employee Liabilities	5.30	5.18
Interest accrued but not due	3.24	19.38
Current Maturities of Long Term Borrowing from Bank & Others	273.00	858.71
Security Deposit	2.54	1.68
Other Current Liabilities (refer 9.a)	48.77	-
Total	531.42	1,067.43

Other Current Liabilities of Rs.48.79 Lakhs represents temporary overdraft in Current Account maintained with Union Bank of India, Main Branch, Raipur

(Rs.in Lakhs)

Note 10: SHORT TERM PROVISIONS	As at 31.03.17	As at 31.03.16
Provision for Dividend & Dividend Distribution Tax	7.76	7.76
Provision Against Standard Assets (Loans)	5.09	12.55
Provision-Others	2.55	4.45
Total	15.40	24.76

NOTE - 11: FIXED ASSETS

CHHATTISGARH INVESTMENTS LIMITED

(Amount in Rs)

Sl.	FIXED ASSETS	GROSS BLOCK				DEPRECIATION				NET BLOCK	
		As At 01.04.16	Addition/ Adjustments	Sale / Transfer	As At 31.03.17	Up to 01.04.16	For the Period	Sale	Up to 31.03.17	As at 31.03.17	As at 31.03.16
(i)	TANGIBLE ASSETS										
	FREE-HOLD LAND	414,191,530	55,680,640	45,808	469,826,362	-	-	-	-	469,826,362	414,191,530
	BUILDINGS(INCLDING SITE DEVELOPMENT)	123,141,432	-	-	123,141,432	33,863,340	6,882,999	-	40,746,339	82,395,093	89,278,092
	BUILDINGS-OTHERS	11,683,729	-	-	11,683,729	10,497,794	461,182	-	10,958,976	724,753	1,185,935
	PLANT & MACHINERY	345,420,354	221,452	-	345,641,806	77,023,056	17,154,851	-	94,177,907	251,463,899	268,397,297
	FURNITURE & FITTINGS	2,128,366	11,500	-	2,139,866	1,466,107	207,258	-	1,673,365	466,501	662,259
	COMPUTER & DATA PROCEESING UNITS	785,313	24,250	-	809,563	701,917	57,418	-	759,335	50,228	83,394
	VEHICLE	13,823,145	1,150,000	477,089	14,496,056	8,602,817	1,713,225	-	10,316,042	4,180,014	5,220,328
	TOTAL - TANGIBLE ASSETS	911,173,869	57,087,842	522,897	967,738,814	132,155,031	26,476,933	-	158,631,964	809,106,850	779,018,836
	<i>Previous Year</i>	<i>866,291,090</i>	<i>44,882,776</i>		<i>911,173,869</i>	<i>100,497,840</i>	<i>31,657,191</i>	<i>-</i>	<i>132,155,031</i>	<i>779,018,835</i>	<i>765,793,251</i>
(ii)	INTANGIBLE ASSETS										
	COMPUTER SOFTWARE	103,472	-	-	103,472	38,381	11,887	-	50,268	53,204	65,091
	TOTAL - INTANGIBLE ASSETS	103,472	-	-	103,472	38,381	11,887	-	50,268	53,204	65,091
	<i>Previous Year</i>	<i>55,272</i>	<i>48,200</i>	<i>-</i>	<i>103,472</i>	<i>22,325</i>	<i>16,057</i>	<i>-</i>	<i>38,382</i>	<i>65,091</i>	<i>8,530</i>
(iii)	CAPITAL WORK-IN-PROGRESS										
	CAPITAL WORK IN PROGRESS-AT COST	19,515,103	37,591,404	-	57,106,507	-	-	-	-	57,106,507	19,505,450
	TOTAL - CAPITAL WORK-IN-PROGRESS	19,515,103	37,591,404	-	57,106,507	-	-	-	-	57,106,507	19,505,450
	<i>Previous Year</i>	<i>18,622,188</i>	<i>883,262</i>	<i>-</i>	<i>19,505,450</i>	<i>-</i>	<i>-</i>	<i>-</i>	<i>-</i>	<i>19,505,450</i>	<i>7,263,710</i>

Note 12: NON-CURRENT INVESTMENTS		As at 31.03.17	As at 31.03.16
A	Trade Investments (Refer A below)		
	(a) Investment in Properties (refer note no.1 & 2)	1,203.86	1,203.86
	(b) Investment in Equity instruments (refer note no.1 & 2)	15,007.14	9,807.26
	(c) Investments in Trust securities	405.36	241.55
	(d) Investments in partnership firms*	2,345.34	6,595.23
	Total (A)	18,961.69	17,847.90
B	Other Investments		
	(a) Investment in Equity instruments	-	-
	(b) Other non-current investments	390.04	-
	Total (B)	390.04	-
	Grand Total (A + B)	19,351.73	17,847.90
	Less : Provision for dimunition in the value of Investments	-	-
	Total	19,351.73	17,847.90

Particulars	As at 31.03.17	As at 31.03.16
Aggregate amount of quoted investments		
Cost	6,338.89	3,012.29
Market Value	33,196.10	11,550.38
Aggregate amount of unquoted investments		
Cost	9,073.61	7,036.52

A. Details of Trade Investments								
Sr. No.	Name of the Body Corporate	Subsidiary / Associate / JV/ Controlled Entity / Others	No. of Shares / Units		Extent of Holding (%)		Amount (Rs)	
			31.03.17	31.03.16	31.03.17	31.03.16	31.03.17	31.03.16
(1)	(2)	(3)	(4)	(5)	(6)	(7)	(8)	(9)
(a)	Investment in Equity Instruments at Cost (Unless Otherwise Specified of Rs. 10/- each Fully Paid Up)							
	Quoted							
1	Sarda Energy And Minerals Ltd.	Associate	13,663,760	12,294,179	37.92%	34.17%	6,338.89	3,012.29
	Sub Total (A)						6,338.89	3,012.29
(b)	UnQuoted							
1	Prayag Thermoplast Pvt. Ltd.	Subsidiary	304,000	304,000	100.00%	100.00%	32.33	32.33
2	Rishabh Mining & Transport Co. Pvt. Ltd.	Subsidiary	5,300	5,300	100.00%	100.00%	450.50	450.50
3	Raipur Mega Food Park Pvt. Ltd.	Joint Venture	264,600	264,600	45.00%	45.00%	224.10	224.10
4	Sarda Dairy and Food Product Pvt. Ltd.	Associate	2,954,000	1,090,000	47.65%	25.34%	2,949.11	1,085.11
5	Madhya Bharat Power Corporation Ltd.	Others	19,316,000	19,316,000	18.83%	22.91%	4,406.00	4,406.00
6	Minmet International Resource Pvt.Ltd.	Associate	230,175	189,175	46.09%	41.27%	152.84	143.56
7	Mumbai Fabrics Pvt. Ltd.	Associate	170,000	170,000	22.74%	22.74%	17.00	17.00
8	Parvatiya Power Ltd.	Others	205,938	205,938	13.41%	13.41%	205.94	205.94
9	Salasar Real Mart Pvt. Ltd.	Associate	2,500	2,500	20.00%	20.00%	0.25	0.25
10	Sarda Hydro Power Pvt. Ltd.	Associate	71,370	71,370	26.00%	26.00%	9.20	9.20
11	Simplex Prefab Infra (India) Pvt. Ltd.	Others	192,160	192,160	14.16%	14.16%	220.98	220.98
	Sub Total (B)						8,668.25	6,794.97
(c)	Investments in Trust securities at Cost (Unquoted)- own							
1	Edelweiss ARF-1 Trust Scheme-1	Others	14,183	14,183	-	-	117.49	117.49
2	Edelweiss ARF-1 Trust Scheme-2	Others	7,830	7,830	-	-	22.82	22.82
3	Edelweiss ARF-1 Trust Scheme-3	Others	10,974	10,974	-	-	0.11	0.11
4	Edelweiss ARF-1 Trust Scheme-4	Others	8,170	8,170	-	-	0.08	0.08
5	Edelweiss ARF-1 Trust Scheme-5	Others	8,843	8,843	-	-	0.09	30.71
6	Edelweiss Stress & Troubled Aseets Revival Fund	Others	-	-	-	-	264.77	70.35
	Sub Total (C)						405.36	241.55
(d)	Investments in Trust securities at Cost (Unquoted)- others							
1	Pegasus Group Seventeen UniCorp Trust - 1	Others	142,690	142,690	-	-	1,426.90	1,426.90
	Less:- Advance from Customers		142,690	142,690	-	-	1,426.90	1,426.90
							-	-
(e)	Investments in partnership firms*							
1	CSP Investments	Controlled Entity	NA	NA	85%	85%	1,468.90	6,212.51
2	Chhattisgarh Hydro LLP	Others	NA	NA	12.00%	11.12%	876.44	382.71
	Sub Total (D)						2,345.34	6,595.23
	Total (A+B+C+D+E)						17,757.83	16,644.04

* Investment in Partnership Firm

(Rs.in Lakhs)

Investment in CSP Investments		
	31.03.17	31.03.16
Name of the Partners	Share in Profits /Loss %	Share in Profits /Loss %
Chhattisgarh Investments Limited	85%	85%
Sarda Agriculture And Properties Pvt. Ltd.	10%	10%
Prachi Agriculture And Properties Pvt. Ltd.	5%	5%
Total Capital	5,985.63	7,021.33

Investment in Chhattisgrah Hydro LLP		
	31.03.17	31.03.16
Name of the Partners	Share in Profits /Loss %	Share in Profits /Loss %
Sarda Energy & Minerals Ltd.	60.00%	60.92%
Chhattisgarh Investments Ltd.	12.00%	11.12%
Prachi Agriculture & Properties (P) Ltd.	6.00%	0.48%
Sarda Agriculture & Properties (P) Ltd.	10.00%	0.48%
SFI Investments	-	9.80%
Shri Kamal Kishore Sarda	12.00%	12.45%
Smt Shakuntala Devi Sarda	0.00%	4.75%
Total Capital	7,303.65	3,441.81

Notes:-

- All five (P.Y. six) properties shown under the head investment in properties were mortgage with HDFC Bank Ltd against Loan of Rs.50 Crore (P.Y. Rs. 50 Crore) to Sarda Energy and Minerals Ltd. The outstanding amount of loan as on 31st March,2017 was Rs.20.00 Crores (P.Y.Rs.30.00 Crores)
- The Company had pledged 19316000 Shares (P.Y.19316000 Shares) of Madhya Bharat Power Corporation Ltd. in favour of Power Finance Corporation Limited against Term Loan of Rs. 75959.00 Lacs (P.Y. Rs.77189 Lacs) to Madhya Bharat Power Corporation Ltd. The outstanding amount of loan as on 31st March,2017 was Rs. 360.41 Crores (P.Y.Rs.306.14 Crores)

(Rs.in Lakhs)

B. Details of Other Investments				
Sr. No.	Name of the Body Corporate	Subsidiary / Associate / JV/ Controlled Entity / Others	Amount (Rs.)	
			31.03.17	31.03.16
(1)	(2)	(3)	(4)	(5)
	Other non-current investments			
1	Exfinity Technology Fund-Series II	Others	21.25	-
2	ICICI Prudential AMC Ltd.	Others	50.00	-
3	Portfolio Investment-Quest Investment Adviosry	Others	298.26	-
4	Prosperous Housing Finance Ltd.	Others	20.53	-
	Sub Total		390.04	-
	Total		390.04	-

		(Rs.in Lakhs)	
Note 13	LONG-TERM LOANS & ADVANCES	As at 31.03.17	As at 31.03.16
	(Unsecured, considered good)		
	Capital Advances (refer 13.a)	614.58	499.02
	Security Deposits	3.73	3.02
	Loans to Related Party (refer 13.b & c)	3,178.55	2,086.36
	Loans to Other Parties (refer 13.b)	268.26	153.64
	Advance Income Tax & TDS	290.62	221.36
	Total	4,355.74	2,963.40
	Less:-Provision Against Non Performing Assets	292.50	116.08
	Grand Total	4,063.24	2,847.32

Notes:-

- 13a Out of total capital advance of Rs.614.58 Lacs (P.Y. 499.02 Lacs),Rs. 604.38 Lacs (P.Y.Rs.488.92 Lacs) has been given as land advance.Further, the Company has made provision against land advance given of Rs.163.20 Lakhs during the year as per RBI norms.

		(Rs.in Lakhs)	
13b	Asset Classification of loans to related party & other parties	As at 31.03.17	As at 31.03.16
	Standard Asset	3,768.89	2,123.92
	Sub-Standard Asset	-	-
	Doubtful Asset	292.50	116.08
	Loss Asset	-	-

		(Rs.in Lakhs)			
13c	S.No.	Name of the Related Party	Category	As at 31.03.17	As at 31.03.16
	1	Raipur Mega Food Park Pvt. Ltd.	Joint Venture	24.61	12.44
	2	Sarda Dairy & Food Products Pvt Ltd.	Associate	3,122.20	2,073.92
	3	Rishabh Mininig & Transport Co. Ltd.	Wholly Owned Subsidiary	31.74	-
		Total		3,178.55	2,086.36

		(Rs.in Lakhs)	
Note 14	CURRENT INVESTMENTS	As at 31.03.17	As at 31.03.16
	Current Investments (Refer B below)		
	(a) Investment Properties	-	-
	(b) Investment in Equity instruments (refer note no. 1)	63,074.63	2,314.31
	(c) Investments in Trust securities	-	-
	(d) Investments in partnership firms	-	-
	Less:- Provision in Diminution in Value of Investment	256.75	819.26
	Total	62,817.88	1,495.05

		(Rs.in Lakhs)	
Particulars		As at 31.03.17	As at 31.03.16
Aggregate amount of quoted investments			
	Cost	63,066.39	2,306.07
	Market Value	62,809.64	1,486.81
Aggregate amount of unquoted investments			
	Cost	8.24	8.24

B. Details of Current Investments					
Sr. No.	Name of the Body Corporate	No. of Shares / Units		Amount (Rs)	
		31.03.17	31.03.16	31.03.17	31.03.16
(1)	(2)	(3)	(4)	(5)	(6)
	Other Investments				
(a)	Investment in Equity Instruments (Unless Otherwise Specified of Rs. 10/- each Fully Paid Up)				
	Quoted				
1	Aditya Birla Fashion And Retail Ltd.	-	10400	-	0.37
2	Aditya Birla Nuvo Ltd.	-	2000	-	41.55
3	Ajanta Pharma Ltd.of Rs.2/- each	5000	-	100.54	-
4	Auto Line Industries Ltd.	30000	30000	26.28	26.28
5	Balaji Telefilms Ltd.of Rs.2/- each	20000	10000	23.39	12.63
6	Bhart Forge Ltd. of Rs.2/- each	-	10000	-	107.41
7	Bharti Defence & Infrastructure Ltd.	5000	5000	14.73	14.73
8	Canfin Homes Ltd.	2918607	-	61,541.95	-
9	Hanung Toys Industries Ltd.	36719	36719	73.40	73.40
10	Hindustan Construction Co.Ltd.of Rs.1/- each	100000	100000	42.50	26.37
11	Infrastructure Develepoment Finance Corp. Ltd.	54000	54000	50.51	50.51
12	Infrastructure Develepoment Finance Corp. Bank Ltd.	179000	54000		
				129.15	32.88
13	Jayaswal Neco Ltd.	119286	119286	52.74	52.74
14	Karnataka Bank Ltd.	267000	517000	311.50	726.22
15	Kesoram Industries Ltd.	10000	10000	33.26	33.26
16	Mercator Lines Ltd. of Rs.1/-each	20000	20000	19.31	19.31
17	MOIL Ltd. of Rs.10/- each	1,892	1892	7.10	7.10
18	Nuchem Ltd.	93109	93109	11.71	11.71
19	Nahar Spinning Mills Ltd. of Rs.5 /- each	9001	9001	8.70	8.70
20	Orient Press Ltd. of Rs.10/-each	247904	245604	150.17	148.59
21	Omaxe Ltd.	1130	1130	2.79	2.79
22	Pradip Overseas Ltd.	26068	26068	23.90	23.90
23	Prithvi Information and Solution Ltd.	282000	282000	84.74	84.74
24	Reliance Indutries Ltd.	-	5000	-	52.65
25	Shri Lakshmi Cotsyn Ltd.	2000	2000	2.71	2.71
26	Shipping Corporation India Ltd.	-	307358	-	191.58
27	Snowman Logistices Ltd.	-	50000	-	38.13
28	Subtex Limited	200000	-	27.20	-
29	Suzlon Energy Ltd. of Rs.2/- each	100000	100000	22.74	22.74
30	Syndicate Bank Ltd.	30000	30000	27.59	27.59
31	Tech Mahindra Ltd.of Rs.5/- each	9850	15850	58.62	94.69
32	Thomas Cook Ltd.of Rs.1/- each	-	65000	-	151.64
33	Union Bank of India Ltd.	-	-	-	-
34	Unity InfraProjects Ltd. of Rs.2/- each	544249	544249	219.17	219.17
	Total			63,066.39	2,306.07
	UnQuoted				
1	Varun Global Ltd.	10011	10011	1.65	1.65
2	Varun Resource Ltd.	40044	40044	6.59	6.59
	Total			8.24	8.24
	Grand Total			63,074.63	2,314.31

Note:-

- 1 During the year the Company has pledged 13,75,620 equity shares of Canfin Homes Ltd. owned by the Company against loan taken from Others of Rs.79.51 Crores as loan against securities

(Rs.in Lakhs)

Note 15	INVENTORIES	As at 31.03.17	As at 31.03.16
	Standing Crops	44.21	86.65
	Consumables	171.37	176.67
	Stock-in-trade	0.10	0.10
	Total	215.67	263.42

(Rs.in Lakhs)

Note 16	TRADE RECEIVABLES	As at 31.03.17	As at 31.03.16
	Outstanding for a period exceeding six months		
	Unsecured, considered good	48.55	36.55
	Outstanding for a period less than six months		
	Unsecured, considered good	258.09	344.03
	Total	306.64	380.58
	Grand Total	306.64	380.58

(Rs.in Lakhs)

Note 17	CASH & CASH EQUIVALENTS	As at 31.03.17	As at 31.03.16
	Balance with Banks	15.87	95.84
	Fixed Deposits*	13.18	12.16
	Cash on Hand	17.24	17.95
	Total	46.29	125.95

* Fixed Deposit is kept as lien with union bank of India on account of colonizer license application to Muncipal Corporation, Raipur

(Rs.in Lakhs)

Note 18	SHORT-TERM LOANS & ADVANCES	As at 31.03.17	As at 31.03.16
	(Unsecured, considered good)		
	Advance to Suppliers	14.35	0.09
	Capital Advances	14.03	-
	Staff Advances	17.79	15.48
	Claims and Recoverables	1.80	0.95
	Loans to Director (refer note18a)	432.61	1,973.48
	Other Loans & Advances (refer note 18a)	281.82	1,560.08
	Total	762.40	3,550.08
	Less:-Provision Against Non Performing Loans	-	-
	Grand Total	762.40	3,550.08

Notes:-

(Rs.in Lakhs)

18a	Asset Classification of other loans and advances	As at 31.03.17	As at 31.03.16
	Standard Asset	714.43	3,531.00
	Sub-Standard Asset	-	-
	Doubtful Asset	-	-
	Loss Asset	-	-

(Rs.in Lakhs)

Note 19	OTHER CURRENT ASEETS	As at 31.03.17	As at 31.03.16
	(Unsecured, considered good)		
	Advance for Expenses	10.10	13.08
	Advance for Immovable Propoerty	39.79	38.40
	Balances With Related Parties (refe note 19a)	122.35	109.36
	Other Receviables	138.99	22.09
	Expenses on Behalf of Related Parties	48.45	23.07
	Less:-Provision Against Non Performing Assets	122.35	-
	Total	237.33	206.00

Notes:-

(Rs.in Lakhs)

19a	Asset Classification of other loans and advances	As at 31.03.17	As at 31.03.16
	Standard Asset	-	-
	Sub-Standard Asset	-	-
	Doubtful Asset	122.35	-
	Loss Asset	-	-

(Rs.in Lakhs)

Note 20	REVENUE FROM OPERATIONS	Period Ended 31.03.2017	Year Ended 31.03.2016
	Sales of Products:		
	Sale of Agricultural Produce	1,205.85	2,736.95
	Sale of Scrap	3.07	6.20
	Sale of Solar Power	569.91	550.57
	Sales of Services:		
	Rental Income	94.41	87.14
	Banking & Other Financial Services	47.81	41.86
	Income from Financing activity:		
	Return on investments	171.31	134.71
	Profit from Furture & Options	191.79	-
	Share in Profit of Partnership Firm	59,601.51	1,891.73
	Interest Income	549.16	507.57
	Dividend Income	Year Ended 31.03.2017	Year Ended 31.03.2016
	(i) from Subsidiary companies	-	-
	(ii) from Long-term Investments	-	614.71
	(iii) from Current Investments	25.12	139.55
	Reversal of provision on financial asset	827.72	34.60
	Total	63,287.65	6,745.59

(Rs.in Lakhs)

Note 21	OTHER INCOME	Period Ended 31.03.2017	Year Ended 31.03.2016
	Profit on sale of fixed assets	21.66	-
	Misc. Income	0.17	3.62
	Total	21.83	3.62

(Rs.in Lakhs)

Note 22	Changes in inventories of finished goods work-in-progress and Stock-in-Trade	Period Ended 31.03.2017	Year Ended 31.03.2016
	Inventories at the beginning		
	Standing Crops	86.65	62.53
	Stock-in-trade	0.10	0.10
		86.75	62.63
	Inventories at the end		
	Standing Crops	44.21	86.65
	Stock-in-trade	0.10	0.10
		44.30	86.75
	(Increase)/Decrease in Inventories	42.45	(24.12)

(Rs.in Lakhs)

Note 23	EMPLOYEE BENEFITS EXPENSE	Period Ended 31.03.2017	Year Ended 31.03.2016
	Salary, Bonus & Allowances	77.43	67.33
	Staff welfare expenses	1.86	4.51
	Total	79.29	71.84

(Rs.in Lakhs)

Note 24	PROVISION & CONTINGENCIES	Period Ended 31.03.2017	Year Ended 31.03.2016
	Provision Against Standard Assets	5.22	18.64
	Provision Against Non Performing Assets	299.77	13.47
	Provision for Diminution in Value of Investment	256.75	819.26
	Total	561.75	851.37

(Rs.in Lakhs)

Note 25	OTHER EXPENSES	Period Ended 31.03.2017	Year Ended 31.03.2016
	Power and fuel	14.73	7.56
	Repairs to Buildings	0.75	1.78
	Repairs to Machinery	7.14	4.93
	Repairs to Others	11.53	12.66
	Insurance	2.75	3.78
	Rates and taxes	4.59	2.97
	Agriculture Selling Expenses	103.63	118.15
	Shares Related Expenses	111.38	24.23
	Other Establishment & Selling Expenses	65.77	62.70
	Payments to the auditor (refer below)	6.00	4.45
	Total	328.27	243.21

Note:-

(Rs.in Lakhs)

Note:-	Payment to the Auditor	Period Ended 31.03.2017	Year Ended 31.03.2016
	As Auditor:		
	As audit fees	4.45	4.45
	Tax Audit fees	1.55	-
	Other services	-	-
	Reimbursement of expenses	-	-
	Total	6.00	4.45

(Rs.in Lakhs)

Note 26	FINANCE COSTS	Period Ended 31.03.2017	Year Ended 31.03.2016
	Interest expense	2,073.24	2,279.25
	Bank charges	23.63	0.53
	Other borrowing costs	3.45	6.87
	Total	2,100.32	2,286.65

Note 27: SEGMENT WISE REPORTING OF REVENUE, RESULT, ASSETS & LIABILITIES

Primary Segment Information (Business Segment)

(Rs. in Lakhs)

Particulars	Agriculture		Solar Power		NBFC		Total	
	2016-17	2015-16	2016-17	2015-16	2016-17	2015-16	2016-17	2015-16
REVENUE								
External Revenue	1,205.85	2,736.95	569.91	550.57	61,508.82	3,004.42	63,284.58	6,291.94
Inter-segment Revenue	-	-	-	-	-	-	-	-
Total Revenue	1,205.85	2,736.95	569.91	550.57	61,508.82	3,004.42	63,284.58	6,291.94
RESULT								
Segment Result	(187.51)	1,188.83	261.34	187.04	59,168.19	8.38	59,242.02	1,384.25
Other Income	-	-	-	-	-	-	(363.62)	(26.40)
Net Profit Before Tax	(187.51)	1,188.83	261.34	187.04	59,168.19	8.38	58,878.39	1,357.85
OTHER INFORMATION								
Segment Assets	1,982.74	1,882.46	2,626.55	2,731.72	86,304.86	25,223.61	90,914.15	29,837.79
Unallocated Corporate Assets	-	-	-	-	-	-	5,550.41	4,865.22
Total Assets	1,982.74	1,882.46	2,626.55	2,731.72	86,304.86	25,223.61	96,464.56	34,703.01
Segment Liabilities	173.35	250.76	1,260.61	1,622.32	20,378.48	15,264.76	21,812.44	17,137.84
Unallocated Corporate Liabilities	-	-	-	-	-	-	2,605.40	3,818.71
Total Liabilities	173.35	250.76	1,260.61	1,622.32	20,378.48	15,264.76	24,417.83	20,956.55
Capital Expenditure	-	-	-	-	-	-	-	-
Depreciation	139.65	193.50	123.25	123.28	-	-	262.90	316.78
Non-Cash Items Other than Depreciation & Amortization	-	-	-	-	-	-	-	-

1. The company operates in india and therefore it does not have any reportable geographical segment as per Accounting Standard 17 on 'segment reporting' as notified under the Companies (Accounting Standard) Rules, 2006
2. Previous year figures are regrouped and reclassified to confirm to current year classification

Note 28: RELATED PARTY DISCLOSURE

The Details of Related Parties & Nature of Relationship are given below:

(i) Name of Related Parties and Description of Relationship: -

Sl. No.	Description of Relationship	Name of Related Parties
1	Subsidiaries	Rishabh Mining and Transport Co. Pvt. Ltd. Prayag Thermoplast Pvt. Ltd.
2	Controlled Entities (Partnership Firm)	CSP Investments
3	Associate Companies	Minmet International Pvt. Ltd. Mumbai Fabrics Pvt Ltd. Sarda Hydro Power Pvt. Ltd. Salasar Real Mart Pvt. Ltd. Sarda Energy & Minerals Ltd. Sarda Dairy & Food Products Pvt. Ltd.
4	Joint Ventures	Raipur Mega Food Park Pvt. Ltd.
5	Related Enterprises Where Significant Influence exist	Chhattisgarh Hydro Power LLP Madhya Bharat Power Corporation Ltd. Sarda Agriculture & Properties Pvt. Ltd. Sarda Energy Ltd. Prachi Agriculture & Properties Pvt. Ltd. Parvatiya Power Ltd.
6	Key Management Personnel	Mr. Kamal Kishore Sarda Mr. Saurabh Rathi Mr. Naveen Ram Shah Mrs. Ritu Jain Mr. Anshul Singhvi (Chief Financial Officer) Mrs. Shalini Nautiyal (Company Secretary)
7	Relative of Key Management Personnel	Mrs. Uma Sarda Mrs. Sakuntala Sarda Mrs. Vipula Sarda Mr. J.K. Sarda Mr. Pankaj Sarda Mr. Anant Sarda Mr. G.D. Sarda Mr. Raghav Sarda Mr. Kamal Kishore Rathi Mrs. Shashi Rathi

(ii) Transactions with Related Parties

(Rs.in Lakhs)

S.No.	Nature of transaction	Subsidiary & Control Entity	Associates	Joint Venture	Related Enterprise	Key Management Personnel	Relative of key Management personnel
1	Sale of Goods	-	252.10 (266.51)	-	-	-	-
2	Sale of Investment & Other Assets	-	-	-	(100.00)	-	-
3	Sale of Service	-	70.82 (55.17)	-	3.00 (3.00)	-	-
4	Purchase of Goods	-	19.59 (0.25)	-	-	-	-
5	Interest Received	-	-	1.30 (0.96)	-	92.90	-
6	Interest Paid	-	1,003.82 (679.72)	-	178.69 (584.86)	-	-
7	Lease Rent Paid	-	-	-	3.45 (3.45)	4.97 (4.97)	25.61 (14.47)
8	Remuneration	-	-	-	-	31.99 (25.73)	-
9	Sitting Fees	-	-	-	-	0.55 (0.65)	-
10	Investment Made (Including Share Application Money)	(4,743.61) (1,711.66)	5,199.87 (10.00)	-	493.72 -	-	-
11	Advance Accepted	-	22,530.89 (18,311.37)	-	6,362.32 (1,075.97)	-	(254.00)
12	Advance Given	31.74	2,118.28 (3,207.92)	41.80 (2.86)	-	789.22	-
13	Advance Repaid	-	24,260.35 (14,169.07)	-	3,884.22 (6,241.23)	-	(267.76)
14	Advance Recovered	-	1,070.00 (1,134.00)	29.63	-	2,330.10	-
15	Balances With Related Parties	12.98 (4.07)	-	-	-	-	-
16	Expenses on Behalf of Related Party (net)	-	-	1.38 (1.29)	-	-	-
17	Other Receivables	-	-	(1.30)	-	-	-
18	Guarantees Given	-	2,000 (5,000)	-	-	-	-
	Outstanding as on 31.03.2017:-						
	Guarantees Given	-	2,000 (5,000)	-	-	-	-
	Outstanding Investment (Pledge)	-	-	-	4,406 (4,406)	-	-
	Receivables	127.33 (82.61)	3,148.95 (2,103.34)	49.06 (35.52)	-	432.61	-
	Payables	-	6,130.35 (7,859.81)	-	5,607.19 (3,129.09)	-	-

Note : Figures in Bracket represents Previous Year Figures.

Note 29: EARNING PER SHARE

Earning Per Share		
Particulars	Period Ended 31.03.2017	Year Ended 31.03.2016
Net Profit/(Loss) for the period (in Lacs)	58,308.04	1,257.85
Nominal Value of Equity Shares (Rs.)	10.00	10.00
Weighted average number of Equity Shares for Basic EPS (In Lacs)	25.80	25.80
Basic Earnings per Share (Rs.)	22,600.02	487.54
Weighted average number of Equity Shares for Diluted EPS (In Lacs)	25.80	25.80
Diluted Earnings per share (Rs.)	22,600.02	487.54

Note 30: DEFERRED TAX LIABILITY/ASSET

No provision for deferred tax liability / asset is required to be made due to permanent difference as mentioned in Accounting Standard 22 issued by the Institute of Chartered Accountants of India.

Note 31: CONTINGENT LIABILITIES & COMMITMENTS**A) Contingent Liabilities :-**

- a. During the year the claim against the company not acknowledged as debt is Rs. NIL (Previous Year: Rs NIL)
- b. **Gaurantees & Pledge of shares:-**
 - 1 The company had given guarantee for loan of Rs.5000 Lakhs (P.Y. Rs. 5000 Lakhs) sanctioned by HDFC bank to Sarda Energy and Minerals Limited. Outstanding closing balance as on 31/03/2017 is Rs.2000.00 Lakhs (P.Y. Rs.3000.00 Lakhs)
 - 2 The company had pledged 19316000 equity shares (PY 19316000) of Rs. 10 each of Madhya Bharat Power Corporation Ltd. costing Rs. 4406.00 lakhs with Power Finance Corporation Ltd. for securing Term Loan of Rs. 75959.00 Lakhs (P.Y. Rs. 77189.00 Lakhs) sanctioned by Financial Institutions / Banks to Madhya Bharat Power Corporation Ltd. Outstanding balance of the loan as on 31/03/2017 is Rs. 36041.00 LaKhs (P.Y.Rs. 30614.00 LaKhs)
- c. **Value Added Tax/Entry Tax-**
 - 1 Value Added Tax demand of Rs.1.14 Lakhs are pending before appeal against assessment of F.Y.2011-12.
 - 2 Entry Tax demand of Rs.3.83 Lakhs are pending before appeal against assessment of F.Y.2011-12.

B) Capital & Other Commitments:-

- a. During the year capital and other commitments is Rs. NIL(Previous Year Rs. NIL)

Note 32: PROPOSED DIVIDEND

Board of Directors have recommended dividend of Rs.2.50 (PY Rs2.50/-) per share for equity share of Rs.10/- each totalling Rs6.45 Lacs (PY Rs. 6.45 Lacs) for the period ended 31st March,2017. Tax on proposed dividend will be Rs. 1.14 Lac (PY Rs.1.14 Lacs)

Note 33: ADDITIONAL NOTES TO ACCOUNTS

- 1 Value of imports on CIF Basis is Rs. Nil (Previous year: Rs. Nil)
- 2 Expenditure in foreign currency is Rs. Nil (Previous year: Rs. Nil)
- 3 Earnings in foreign currency is Rs. Nil (Previous year: Rs. Nil)
- 4 During the financial year search & survey operation was conducted in the premises of the company, u/s 132 & 133A of Income Tax Act, 1961. In the course of search some documents and records have been seized. The company has made provision for income tax on actual payment basis made as on 31.03.2017. However any liability for block assessment shall be made as and when determined.

5 Disclosure on Specified Bank Notes (SBNs)

Particulars	SBN	Other denomination notes	Total
Closing cash in hand as on November 8, 2016	500,000	78,870	578,870
(+) Permitted receipts	-	10,573,165	10,573,165
(-) Permitted payments	-	5,895,545	5,895,545
(-) Amount deposited in Banks	500,000	3,786,775	4,286,775
Closing cash in hand as on December 30, 2016	-	969,715	969,715

- 6 Previous year's figures are regrouped and reclassified to confirm to this year's classification.

NOTE 34: **THE FOLLOWING ADDITIONAL INFORMATION IS DISCLOSED IN TERMS OF THE RBI MASTER CIRCULAR(REF. NO. DNBR (PD) CC NO.044/03.10.119/2015-16 DATED JULY 01 ,2015 (Updated as on APRIL,2016)**

A CAPITAL TO RISK ASSETS RATIO (CRAR)	As at 31.03.17	As at 31.03.16
CRAR-Tier I Capital (%)	71.70%	-12.35%
CRAR-Tier II Capital (%)	-	-
Total	71.70%	-12.35%

(Rs.in Lakhs)

B EXPOSURE TO REAL ESTATE SECTOR	As at 31.03.17	As at 31.03.16
1 DIRECT EXPOSURE		
(i) Residential Mortgages- Lending fully secured by mortgages on residential property that is or will be occupied by the borrower or that is rented	-	-
	-	-
(ii) Commercial Real Estate- Lending fully secured by mortgages on commercial real estates (office buildings,retail space,multipurpose commercial premises,multi-family residential buildings,multi-tenanted commercial premises,industrial or warehouse space,hotes,land acquisition,development and construction,etc.). Exposure would also include non-fund based (NFB) limits	-	-
	-	-
(iii) Investments in Mortgage Backed Securities (MBS) and other securitised exposures-		
a. Residential	-	-
b.Commercial Real Estate	405.36	241.55
	405.36	241.55
2 INDIRECT EXPOSURE Fund based and non-fund based exposures on National Housing Bank (NHB) and Housing Finance Companies (HFCs).	-	-
	-	-

C MATURITY PATTERN OF CERTAIN ITEMS OF ASSETS AND LIABILITIES

(Rs.in Lakhs)

Particular	1 Day to 30 / 31 Days (One Month)	over one month to two months	over two months to three months	over three months to six months	over six months to one year	over one year to three years	over three years to five years	over five years	TOTAL
Current Year									
LIABILITES									
BORROWINGS FROM BANKS	-	-	-	-	273.00	600.11	386.89	99.17	1,359.17
BORROWINGS FROM OTHERS	-	-	-	-	7,951.88	-	-	12,382.91	20,334.79
	-	-	-	-			-	-	-
ASSETS									
LOANS & ADVANCES	-	-	-	-	281.82	-	-	-	281.82
INVESTMENTS	-	-	-	-	62,817.88	-	-	-	62,817.88
TRADE RECEIVABLES					306.64	-	-	-	306.64
Previous Year									
LIABILITES									
BORROWINGS FROM BANKS	-	-	-	-	858.71	1,923.11	386.89	87.10	3,255.81
BORROWINGS FROM OTHERS	-	-	-	-	-	-	-	11,696.71	11,696.71
ASSETS									
LOANS & ADVANCES	-	-	-	-	1,560.08	-	-	-	1,560.08
INVESTMENTS	-	-	-	-	1,495.05	-	-	-	1,495.05
TRADE RECEIVABLES					380.58	-	-	-	380.58

D NOTE TO THE AUDITED BALANCE SHEET as on 31.03.2017

As required in terms of "Non-Systemically Important Non-Banking Financial (Non-Deposit Accepting or Holding) Companies Prudential Norms (Reserve Bank) Directions, 2015"

(Rs.in Lakhs)

Particulars					
Liabilities side :					
1	Loans and advances availed by the company inclusive of interest accrued thereon but not paid:	Amount Out- Standing		Amount Overdue	
		As on 31.03.17	As on 31.03.16	As on 31.03.17	As on 31.03.16
	(a) Debentures : Secured	-	-	-	-
	: Unsecured	-	-	-	-
	(other than falling within the meaning of public deposits*)				
	(b) Deferred Credits	-	-	-	-
	(c) Term Loans	1,263.24	2,138.09	-	-
	(d) Inter-corporate loans and borrowing	12,382.91	707.81	-	-
	(e) Commercial Paper	-	-	-	-
	(f) Other Loans				
	1. CC Limits	99.17	87.10	-	-
	2. Loans from Related Parties	11,737.55	10,988.90	-	-
	3. Advance Against Land Purchase	1,700.50	145.00	-	-
	4. Advance from Customer	-	-	-	-
	Total	27,183.36	14,066.90	-	-

(Rs.in Lakhs)

Assets side :			
		Amount outstanding As On 31.03.17	Amount outstanding As On 31.03.16
2	Break-up of Loans and Advances including bills receivables [other than those included in (4) below] :		
	(a) Secured	-	-
	(b) Unsecured (all Loans & Advances, Advance Tax & TDS)	4,825.64	6,397.40
	Total	4,825.64	6,397.40
3	Break up of Leased Assets and stock on hire and other assets counting towards AFC activities		
	(i) Lease assets including lease rentals under sundry debtors :		
	(a) Financial lease	-	-
	(a) Operating lease	-	-
	(ii) Stock on hire including hire charges under sundry debtors:		
	(a) Assets on hire	-	-
	(b) Repossessed Assets	-	-
	(iii) Other loans counting towards AFC activities		
	(a) Loans where assets have been repossessed	-	-
	(b) Loans other than (a) above	-	-
	Total	-	-

4	Break-up of Investments :		
	<u>Current Investments :</u>		
	1. <u>Quoted :</u>		
	<u>(i) Shares :</u>		
	(a) Equity	62,809.64	1,486.81
	(b) Preference	-	
	<u>(ii) Debentures and Bonds</u>	-	
	<u>(iii) Units of mutual funds</u>	-	
	<u>(iv) Government Securities</u>	-	
	<u>(v) Others (please specify)</u>	-	
	2. <u>Unquoted :</u>		
	<u>(i) Shares :</u>		
	(a) Equity	8.24	8.24
	(b) Preference	-	
	<u>(ii) Debentures and Bonds</u>	-	
	<u>(iii) Units of mutual funds</u>	-	
	<u>(iv) Government Securities</u>	-	
	<u>(v) Others (please specify)</u>	-	
	<u>Long Term Investments :</u>		
	1. <u>Quoted :</u>		
	<u>(i) Shares :</u>		
	(a) Equity	6,338.89	3,012.29
	(b) Preference	-	
	<u>(ii) Debentures and Bonds</u>	-	
	<u>(iii) Units of mutual funds</u>	-	
	<u>(iv) Government Securities</u>	-	
	<u>(v) Others (please specify)</u>	-	
	2. <u>Unquoted :</u>		
	<u>(i) Shares :</u>		
	(a) Equity	8,668.25	6,794.97
	(b) Preference	-	
	<u>(ii) Debentures and Bonds</u>	-	-
	<u>(iii) Units of mutual funds</u>	-	-
	<u>(iv) Government Securities</u>	-	-
	<u>(v) Others (please specify)</u>		
	1. Immovable Properties	1,203.86	1,203.86
	2. Trust Securities	405.36	241.55
	3. Partnership Firm	2,345.34	6,595.23
	4. Other Investments	390.04	-
	Total	86,995.25	25,740.36

(Rs.in Lakhs)

5 Borrower group-wise classification of assets financed as in (2) and (3) above :							
Category	Amount Net of Provisions*						
	As On 31.03.17	As On 31.03.16	As On 31.03.17	As On 31.03.16	As On 31.03.17	As On 31.03.16	
	Secured		Unsecured		Total	Total	
1. Related Parties							-
(a) Subsidiaries	-	-	31.74	-	31.74		-
(b) Companies in the same group	-	-	3,122.20	2,073.92	3,122.20		2,073.92
(c) Other related parties	-	-	-	-	-		-
2. Other than related parties	-	-	1,671.70	4,323.49	1,671.70		4,323.49
Total	-	-	4,825.64	6,397.40	4,825.64		6,397.40

*Excluding Provision on Standard Assets

(Rs.in Lakhs)

6 Investor group-wise classification of all investments (current and long term) in shares and securities (both quoted and unquoted):				
Category	Market Value / Break up or fair value or NAV		Book Value (Net of Provisions)	
	As on 31.03.17	As on 31.03.16	As on 31.03.17	As on 31.03.16
1. Related Parties				
(a) Subsidiaries*	295.77	253.99	482.83	482.83
(b) Companies in the same group*	39,254.50	17,765.05	14,303.32	9,103.45
(c) Other related parties	-	-	-	-
2. Other than related parties**	63,215.00	1,728.36	63,435.98	1,949.35
Total	102,765.26	19,747.40	78,222.13	11,535.63

* Break Up Value taken on the basis latest data available

** For Market Value, Market Value for quoted shares as on 31st March is considered

(Rs.in Lakhs)

7 Other Information	Amount	Amount
	As On 31.03.17	As On 31.03.16
Particulars		
1 Gross Non-Performing Assets		
(a) Related parties	146.96	12.44
(b) Other than related parties	267.89	103.64
2 Net Non-Performing Assets		
(a) Related parties	-	-
(b) Other than related parties	-	-
3 Assets acquired in satisfaction of debt	-	-

SIGNATURE TO NOTES "1" TO "34"

AS PER OUR REPORT OF EVEN DATE ATTACHED

For AJAY SINDHWANI & Co.
Chartered Accountants
FRNo.015455C

FOR AND ON BEHALF OF THE BOARD OF DIRECTORS

sd/-
CA AJAY KUMAR

PARTNER

M.NO.072020

PLACE: RAIPUR
DATE: 30.05.2017

sd/- KAMAL KISHORE SARDHA
DIRECTOR

sd/- SAURABH RATHI
WHOLE TIME DIRECTOR

sd/- ANSHUL SINGHVI
CHIEF FINANCIAL OFFICER

sd/- SHALINI NAUTIYAL
COMPANY SECRETARY

DIN 00008170

DIN 00014178

PLACE: RAIPUR
DATE: 30.05.2017



***CHHATTISGARH INVESTMENTS
LIMITED
CONSOLIDATED FINANCIAL STATEMENT
FINANCIAL YEAR 2016-17***

*Registered Address of the Company- 1st Floor, Vanijya
Bhawan, Devendra Nagar Road, Sai Nagar, Raipur (C.G.)-492001*

**AUDITOR: AJAY SINDHWAI & CO. , CHARTERED ACCOUNTANTS, COUNTRY CLUB CAMPUS, GOKUL
PURAM, KHAMARDIH, KACHNA ROAD, RAIPUR (CG) 492001, 0771-2284200, 2284300**



**Independent Auditor's Report
To the Members of Chhatisgarh Investments Limited**

Report on the Financial Statements

We have audited the accompanying consolidated financial statements of **Chhatisgarh Investments Limited** (the "Company") and its subsidiaries (collectively referred to as "the Group"), its associates and jointly controlled entities comprising the Consolidated Balance Sheet as at 31 March 2017, the Consolidated Statement of Profit and Loss and Consolidated Cash flow statement for the year ended, and a summary of significant accounting policies and other explanatory information (herein after referred to as "The Consolidated Financial Statements")

Management's Responsibility for the Consolidated Financial Statements

The Holding Company's Board of Directors is responsible for the preparation of these consolidated financial statements in terms of the requirement of the Companies Act, 2013 (hereinafter referred to as "the Act") that give a true and fair view of the consolidated financial position, consolidated financial performance and consolidated cash flows of the Group including its Associate and Jointly controlled entities in accordance with the accounting principles generally accepted in India, including the Accounting Standards specified under Section 133 of the Act, read with Rule 7 of the Companies (Accounts) Rules, 2014. The respective Board of Directors/Management of the companies/entities included in the Group, its associate and jointly controlled entities are responsible for maintenance of adequate accounting records in accordance with the provision of the Act for safeguarding the assets of the Group and for preventing and detecting fraud and other irregularities; the selection and application of appropriate accounting policies; making judgements and estimates that are reasonable and prudent; and the design, implementation and maintenance of adequate internal financial control, that were operating effectively for ensuring the accuracy and completeness of accounting records, relevant to the preparation and presentation of the financial statements that give true and fair view and are free from material misstatement, whether due to fraud or error, which have been used for the purpose of preparation of the consolidated financial statements by the Directors of the Holding Company, as aforesaid.

Auditor's Responsibility

Our responsibility is to express an opinion on these consolidated financial statements based on our audit. While conducting the audit, we have taken into account the provisions of the Act, the accounting and auditing standards and matters which are required to be included in the audit report under the provisions of the Act and the Rules made thereunder.

We conducted our audit in accordance with the Standards on Auditing specified under Section 143(10) of the Act. Those Standards require that we comply with ethical requirements and plan and perform the audit to obtain reasonable assurance about whether the consolidated financial statements are free from material misstatement.



An audit involves performing procedures to obtain audit evidence about the amounts and the disclosures in the consolidated financial statements. The procedures selected depend on the auditor's judgment, including the assessment of the risks of material misstatement of the consolidated financial statements, whether due to fraud or error. In making those risk assessments, the auditor considers internal financial control relevant to the Holding Company's preparation of the consolidated financial statements that give a true and fair view in order to design audit procedures that are appropriate in the circumstances but not for the purpose of expressing an opinion on whether the Holding Company has an adequate internal financial controls system over financial reporting in place and the operating effectiveness of such controls. An audit also includes evaluating the appropriateness of the accounting policies used and the reasonableness of the accounting estimates made by the Holding Company's Board of Directors, as well as evaluating the overall presentation of the consolidated financial statements.

We believe that the audit evidence obtained by us and the audit evidence obtained by the other auditors in terms of their reports referred to in sub-paragraph (a) of the Other Matters paragraph below, is sufficient and appropriate to provide a basis for our audit opinion on the consolidated financial statements.

Opinion

In our opinion and to the best of our information and according to the explanation given to us and based on consideration of the reports of other auditors on the financial statements of subsidiaries, associates and jointly controlled entity as noted below, the consolidated financial statements give a true and fair view in conformity with the accounting principles generally accepted in India:

- (i) in the case of the Consolidated Balance Sheet, of the state of affairs of the Group as at 31st March 2017;
- (ii) in the case of the Consolidated Statement of Profit and Loss, of the profit of the Group for the year ended on that date; and
- (iii) in the case of the Consolidated Cash Flow Statement, of the cash flows of the Group for the year ended on that date.

Other Matters

- a. We have not conducted audit of the financial statement of two subsidiaries, a controlled entities, a jointly controlled entity, which reflects total assetsof Rs.18,001.17 Lacs as at March, 2017, total revenue of Rs.72904.81Lacsfor the year ended on that date as considered in the consolidated accounts. These financial statements have been audited by others whose reports have been furnished to us by the management, and our opinion on the consolidated financial statements, in so far as it relates to the amounts and disclosures included in respect of these subsidiaries and a jointly controlled entity and our report in terms of sub-sections (3) and (11) of section 143 of the Act, in so far it relates to the aforesaid subsidiaries and a jointly controlled entity is based solely on the report of other auditors. Further, subsidiary company namely, Prayag Thermoplast Pvt. Ltd. has been consolidated on the basis of unaudited financial statement and are opinion is based on these unaudited financial statements considered into consolidation.



- b. We have not conducted audit of the financial statement of six associate companies. These financial statements have been audited by others whose reports have been furnished to us, and our opinion is based solely on the report of other auditors.

Further financial statements of Salasar Real Mart Private Limited. (being an associates of the company) furnished to us are unaudited till the date of consolidation, and therefore we can't express our opinion on these unaudited financial statements considered into consolidation.

Further financial statements of Raipur Mega Food Park Private Limited. (Being a joint venture of the company) furnished to us are unaudited till the date of consolidation, and therefore we can't express our opinion on these unaudited financial statements considered into consolidation.

Further financial statement of Mumbai fabrics Private Limited are not considered for consolidation as the same was not available with the company and therefore we can't express our opinion on this matter.

- c. Our opinion on the consolidated financial statement, and our report on Other Legal and Regulatory Requirements below, is not modified in respect of the above matters with respect to our reliance on the work done and the reports of the other auditor.

Report on Other Legal and Regulatory Requirements

1. As required by Section 143(3) of the Act, we report, to the extent applicable, that:

(a) We have sought and obtained all the information and explanations which to the best of our knowledge and belief were necessary for the purposes of our audit of the aforesaid consolidated financial statements.

(b) In our opinion, proper books of account as required by law relating to preparation of the aforesaid consolidated financial statements have been kept so far as it appears from our examination of those books and the reports of the other auditors.

(c) The Consolidated Balance Sheet, the Consolidated Statement of Profit and Loss, and the Consolidated Cash Flow Statement dealt with by this Report are in agreement with the relevant books of account maintained for the purpose of preparation of the consolidated financial statements.

(d) In our opinion, the aforesaid consolidated financial statements comply with the Accounting Standards specified under Section 133 of the Act, read with Rule 7 of the Companies (Accounts) Rules, 2014.

(e) On the basis of the written representations received from the directors of the Holding Company as on March 31, 2017 taken on record by the Board of Directors of the Holding Company and the reports of the statutory auditors of its subsidiary companies, associate companies and jointly controlled



company incorporated in India, none of the directors of the Group companies, its associate companies and jointly controlled company incorporated in India is disqualified as on March 31, 2017 from being appointed as a director in terms of Section 164 (2) of the Act.

(f) With respect to the other matters to be included in the Auditor's Report in accordance with Rule 11 of the Companies (Audit and Auditor's) Rules, 2014, in our opinion and to the best of our information and according to the explanations given to us:

i. The consolidated financial statements disclose the impact of pending litigations on the consolidated financial position of the Group, its associate and jointly controlled entities— Refer Note 31 to the consolidated financial statements.

ii. The Group, its associates and jointly controlled entities did not have any material foreseeable losses on long-term contracts including derivative contracts.

iii. There has been no delay in transferring amounts, required to be transferred, to the Investor Education and Protection Fund by the Holding Company, its subsidiary companies, its associate companies and its jointly controlled company incorporated in India

PLACE: Raipur (C.G)
DATED: 30.05.2017

For Ajay Sindhvani & Co.
Chartered Accountants
FRN No. 015455C

Sd/-

Ajay Kumar
Partner
M.NO. 072020

CHHATISGARH INVESTMENTS LIMITED
CONSOLIDATED BALANCE SHEET AS ON 31.03.2017

(Rs.in Lakhs)

	Particulars	Note No.	As at 31.03.2017	As at 31.03.2016
I.	EQUITY AND LIABILITIES			
1	Shareholders' funds			
	(a) Share capital	2	25.80	25.80
	(b) Reserves and surplus	3	94,432.03	36,597.24
	(c) Money received against share warrants		-	-
	TOTAL		94,457.83	36,623.04
2	Share application money pending allotment		-	-
3	Minority interest		4,516.73	808.82
4	Non-current liabilities			
	(a) Long-term borrowings	4	13,485.04	14,197.40
	(b) Deferred tax liabilities (Net)		-	-
	(c) Other Long term liabilities	5	2,401.90	1,649.02
	(d) Long-term provisions	6	11.61	6.40
	TOTAL		15,898.56	15,852.82
5	Current liabilities			
	(a) Short-term borrowings	7	8,051.05	4,116.77
	(b) Trade payables		42.99	91.86
	(c) Other current liabilities	8	11,757.06	1,088.22
	(d) Short-term provisions	9	15.75	27.08
	TOTAL		19,866.85	5,323.93
	GRAND TOTAL		134,739.97	58,608.61
II.	ASSETS			
1	Non-current assets			
	(a) Fixed assets	10		
	(i) Tangible assets		8,508.92	8,211.74
	(ii) Intangible assets		384.12	384.26
	(iii) Capital work-in-progress		643.26	259.09
	(iv) Intangible assets under development		-	-
	(b) Non-current investments	11	39,588.58	33,897.33
	(c) Deferred tax assets (net)		4.88	4.97
	(d) Long-term loans and advances	12	4,020.43	2,843.01
	(e) Other non-current assets	13	17.64	4.32
	TOTAL		53,167.83	45,604.70
2	Current assets			
	(a) Current investments	14	62,817.90	8,006.94
	(b) Inventories	15	3,528.24	553.00
	(c) Trade receivables	16	310.18	448.75
	(d) Cash and cash equivalents	17	187.59	140.45
	(e) Short-term loans and advances	18	780.30	3,561.06
	(f) Other current assets	19	13,947.93	293.72
	TOTAL		81,572.13	13,003.91
	GRAND TOTAL		134,739.97	58,608.61

Significant Accounting Policies

1

The accompanying Notes are an Integral Part of the Financial Statements

As per our Report of Even Date

For **AJAY SINDHWANI & Co.**

FOR AND ON BEHALF OF THE BOARD OF DIRECTORS

Chartered Accountants
FRNo.015455C

CA AJAY KUMAR

K. K. SARDA

SAURABH
RATHI

ANSHUL SINGHVI SHALINI NAUTIYAL

PARTNER

DIRECTOR

WHOLE TIME
DIRECTOR

CFO
COMPANY
SECRETARY

M.NO.072020

DIN 00008170

DIN 00014178

PLACE RAIPUR
DATE 30.05.2017

PLACE RAIPUR
DATE 30.05.2017

CHHATISGARH INVESTMENTS LIMITED
CONSOLIDATED STATEMENT OF PROFIT AND LOSS FOR THE YEAR ENDED 31ST MARCH 2017

(Rs.in Lakhs)

	Particulars	Note No.	Year ended 31.03.2017	Year ended 31.03.2016
	INCOME:			
I.	Revenue from operations	20	76,205.73	7,126.05
II.	Other income	21	406.63	221.02
III.	Total Revenue (I + II)		76,612.36	7,347.07
IV.	EXPENSES:			
	Purchase of Shares		5,551.38	2.14
	Cost of Cultivation & Plantation		1,036.90	1,192.88
	Purchase of Vegetable		-	0.35
	Cost of Solar Power		27.32	28.24
	Changes in inventories (Including transfer to	22	(2,980.56)	115.41
	Employee benefits expense	23	86.74	78.82
	Loss from Futurer /Options on Shares		-	447.45
	Provisions & Contingencies	24	561.75	851.37
	Other expenses	25	514.56	296.15
	Total Expenses (II)		4,798.09	3,012.80
	Earning Before interest,tax,depreciation and amortization (III-IV)		71,814.27	4,334.28
V.	Finance costs	26	2,100.38	2,286.70
	Depreciation and amortization expense		267.86	320.61
VI.	Profit before exceptional and tax (III-IV)		69,446.03	1,726.98
VII.	Exceptional Items		(0.46)	1.09
VII.	Prior Period Items		10.09	23.29
VIII.	Profit before tax (V - VI)		69,455.65	1,751.36
IX.	Tax expense:			
	(1) Current tax		588.44	118.80
	(2) Deferred tax		0.08	(0.08)
	(3) Tax pertaining to earlier years		0.41	-
X.	associate and adjustment from minority interest)(VII - VIII)		68,866.72	1,632.64
XI.	Share of Net Profit from Associates		(506.25)	(171.85)
XII.	Less: Minortiy Interest		10,517.91	333.84
XIII.	Profit for the Year (X+XI+XII)		57,842.55	1,126.95
XIV.	Earnings per equity share:			
	(1) Basic		22,419.59	436.80
	(2) Diluted		22,419.59	436.80

Significant Accounting Policies

1

The accompanying Notes are an Integral Part of the Financial Statements

As per our Report of Even Date

For **AJAY SINDHWANI & Co.**

Chartered Accountants

FRNo.015455C

FOR AND ON BEHALF OF THE BOARD OF DIRECTORS

CA **AJAY KUMAR**

K. K. SARDA

**SAURABH
RATHI**

ANSHUL SINGHVI SHALINI NAUTIYAL

PARTNER

DIRECTOR

**WHOLE TIME CFO
DIRECTOR**

**COMPANY
SECRETARY**

M.NO.072020

DIN 00008170

DIN 00014178

**PLACE RAIPUR
DATE 30.05.2017**

**PLACE RAIPUR
DATE 30.05.2017**

**PLACE RAIPUR
DATE 30.05.2017**

CHHATISGARH INVESTMENTS LIMITED
CONSOLIDATED CASH FLOW STATEMENT FOR THE YEAR ENDED 31ST MARCH 2017

(Rs. in Lakhs)

	PARTICULARS	Year ended 31.03.2017 (Rupees)	Year ended 31.03.2016 (Rupees)
A.	CASH FLOW FROM OPERATING ACTIVITIES :		
	Net Profit before tax as per Profit & Loss Account	69,455.65	1,751.35
	<u>Adjustment for :</u>		
	Depreciation and amortization expense	267.86	320.62
	(Profit) / Loss on sale of fixed assets	(21.66)	-
	Prior Period Item	10.09	23.29
		256.29	343.91
	Operating Profit before Working Capital changes	69,711.93	2,095.26
	<u>Adjustment for :</u>		
	Current Investments	(54,810.96)	2,392.78
	Inventories	(2,975.25)	91.75
	Trade receivables	138.57	93.77
	Short Term Loans and Advances	2,780.76	(1,162.58)
	Other Current Assets	(13,654.21)	(95.25)
	Short Term Borrowings	3,934.28	(9.19)
	Trade Payables, Other Current Liabilities & Provisions	10,607.94	573.53
		(53,978.87)	1,884.81
	Cash generated from Operations	15,733.07	3,980.07
	Direct Taxes (Net)	(588.85)	(118.80)
	Net cash from Operating Activities	15,144.22	3,861.27
B.	CASH FLOW FROM INVESTING ACTIVITIES :		
	Purchase of Fixed Assets including Capital WIP	(953.63)	(471.34)
	Sales of Fixed Assets	26.89	-
	(Purchase)/Sale of Long Term Investments	(6,197.49)	(623.35)
	Net Cash used in Investing Activities	(7,124.23)	(1,094.69)
C.	CASH FLOW FROM FINANCING ACTIVITIES :		
	Increase/(Decrease) in Long Term Liabilities	(712.35)	(1,997.38)
	Increase/(Decrease) in Other Long Term Liabilities	752.88	1,488.30
	Increase/(Decrease) in Long Term Provisions	5.22	6.25
	(Increase)/Decrease in Long Term Loans & Advances	(1,177.42)	(2,305.45)
	(Increase)/Decrease in Other Non Current Assets	(13.33)	-
	Dividend & Dividend Distribution Tax	(7.76)	(7.76)
	Increase/(Decrease) in Minority Interest	(6,810.00)	0.02
	Prior Period Item	(10.09)	(23.29)
	Net Cash from financing Activities	(7,972.85)	(2,839.31)
	Net Increase/(decrease) in Cash and Cash equivalents (A+B+C)	47.13	(72.73)
	CASH AND CASH EQUIVALENTS AS AT 31/03/2016 (as per Note-'17')	140.46	213.20
	CASH AND CASH EQUIVALENTS AS AT 31/03/2017 (as per Note-'17')	187.59	140.47
	Increase/(decrease) in Cash and Cash equivalents	47.13	(72.73)

Notes:

(a) Cash and cash equivalent include the following :

Cash on Hand	21.21	20.68
Fixed Deposit	13.18	12.16
Balance with Banks	153.20	107.63
	187.59	140.46

(b) Figures in brackets represent outflows.

(c) Previous year figures have been recast/restated wherever necessary.

As per our Report of even date

For **AJAY SINDHWANI & Co.**
Chartered Accountants
FRNo.015455C

FOR AND ON BEHALF OF THE BOARD OF DIRECTORS

CA AJAY KUMAR
PARTNER

M.NO.072020

PLACE **RAIPUR**
DATE **30.05.2017**

K. K. SARDA
DIRECTOR

DIN 00008170

PLACE **RAIPUR**
DATE **30.05.2017**

SAURABH RATHI
WHOLE TIME
DIRECTOR

DIN 00014178

ANSHUL SINGHVI
CFO

SHALINI NAUTIYAL
COMPANY
SECRETARY

AUDITORS' CERTIFICATE

We have examined the attached Consolidated Cash flow Statement of M/s Chhattisgrah Investment Limited for the year ended 31st March, 2017. The statement has been prepared by the Company in accordance with the requirements of Clause 32 of listing agreement with the Stock Exchange and is based on and in agreement with the corresponding Profit and Loss account and

**For AJAY SINDHWANI & Co.
Chartered Accountants
FRNo.015455C**

**PLACE : RAIPUR
DATE : 30.05.2017**

**CA AJAY KUMAR
PARTNER
M.NO.072020**

NOTE 1.1 Basis of Consolidation

The Consolidated Financial Statement (CFS) comprise of the individual financial statement of Chhattisgarh Investment Ltd., its subsidiaries, jointly controlled entities, and associates as on March 31, 2016. The CFS have been prepared on the following basis:

i. The Financial Statements of the Company and its subsidiary have been consolidated on a line by line basis by adding together the book values of like items of assets, liabilities, income and expenses, after eliminating intra group balances and intra group transactions resulting in unrealized profits or losses as per Accounting Standard 21 on 'Consolidated Financial Statment ' as specified under section 133 of the Act read with Rule 7 of Companies (Accounts) Rules 2014.

ii. The Financial Statements of jointly controlled entities have been consolidated on a line by line basis by adding together the book values of like items of assets, liabilities, income and expenses, after eliminating intra group balances and intra group transactions resulting in unrealized profits or losses as per Accounting Standard 27 on 'Financial Reporting of Interest in Joint Ventures' as specified under section 133 of the Act read with Rule 7 of Companies (Accounts) Rules 2014. using the proportionate consolidation method.

iii. The Group's investments in associate are accounted under the equity method and its share of pre-acquisition profits/losses is reflected as Capital Reserve/ Goodwill in the carrying value of investments in accordance with Accounting Standard 23 on 'Accounting for Investments in Consolidated Financial Statments' as specified under section 133 of the Act read with Rule 7 of Companies (Accounts) Rules 2014.

iv. The Financial Statements of the subsidiaries, the jointly controlled entities and the associates used in the consolidation are drawn up to the same reporting date as that of the Company i.e. March 31, 2017

v. Minority Interest's share of net assets of consolidated subsidiaries is identified and presented in the consolidated balance sheet separate from liabilities and the equity of the Company's shareholders. Net Profit for the year of the subsidiaries attributable to minorities is identified and adjusted against the Profit after Tax of the Group in order to arrive net profit attributable to the shareholders of the Group.

vi. The difference between the cost of investment in the subsidiaries, over the net assets at the time of acquisition of shares in the subsidiaries is recognized in the CFS as Goodwill /Capital Reserve as the case may be.

1.2 Other Significant accounting policies

The are set out under "Significant Accounting Standard" as given in the Company's standalone financial statements.

(Rs. In Lakhs)

Note 2: SHARE CAPITAL		As at 31.03.2017	As at 31.03.2016
Authorised :			
10,00,000 (P.Y. 10,00,000) Equity Shares of Rs. 10/- each		100.00	100.00
Total		100.00	100.00
Issued, Subscribed & Paid up Capital:			
2,58,000 (P.Y. 2,58,000) Equity Shares of Rs.10/- each fully paid up		25.80	25.80
Total		25.80	25.80

a. Reconciliation of the number of shares outstanding at the beginning and at the end of the reporting period :-

(Rs. In Lakhs)

Particulars	As at 31.03.2017		As at 31.03.2016	
	Number	Amount	Number	Amount
Shares outstanding at the beginning of the year	258,000	25.80	258,000	25.80
Shares issued during the year	-	-	-	-
Shares bought back during the year	-	-	-	-
Shares outstanding at the end of the year	258,000	25.80	258,000	25.80

b. All equity shares carry equal voting and distribution rights.

c. Details of shareholders holding more than 5 percent of shares in the company:-

Name of Shareholder	As at 31.03.2017		As at 31.03.2016	
	No. of Shares held	% of Holding	No. of Shares held	% of Holding
G.D. Sarda	15000	5.81%	15000	5.81%
Uma Sarda	16550	6.41%	16550	6.41%
Veena Sarda	14000	5.43%	14000	5.43%
Sarda Agriculture & Properties (P)Ltd	81325	31.52%	81325	31.52%
Prachi Agriculture & Properties (P) Ltd	49475	19.18%	49475	19.18%
Anant Sarda	21200	8.22%	21200	8.22%
Jugal Kishore Sarda	16950	6.57%	16950	6.57%

d. As per records of the company, including its register of the shareholders/members and other declarations received from shareholders regarding beneficial interest, the above shareholding represents both legal and beneficial ownership of shares.

(Rs. In Lakhs)		
Note 3: RESERVES AND SURPLUS	As at 31.03.2017	As at 31.03.2016
a. Securities Premium Account		
Opening Balance	1,298.70	1,298.70
Add : Securities premium credited on Share issue	-	-
Less : Premium Utilised for various reasons premium on Redemption of Debentures for Issuing Bonus Shares	-	-
Closing Balance	1,298.70	1,298.70
b. Special Reserve u/s 45-IC of the RBI Act,1934		
Opening Balance	2,430.00	2,130.00
(+) Current Year Transfer	11,700.00	300.00
(-) Written Back in Current Year	-	-
Closing Balance	14,130.00	2,430.00
c. General Reserves:		
Opening Balance	1,367.00	1,217.00
(+) Current Year Transfer	5,845.00	150.00
(-) Written Back in Current Year	-	-
Closing Balance	7,212.00	1,367.00
d. Surplus:		
Opening balance	31,501.54	30,832.36
(+) Net Profit/(Net Loss) for the current year	57,842.55	1,126.94
(+) Transfer from Reserves	-	-
(-) Proposed Dividends (incl. tax on dividend)	7.76	7.76
(-) Transfer to General Reserve Fund	11,700.00	300.00
(-) Transfer to General Reserve	5,845.00	150.00
Closing balance	71,791.33	31,501.54
Total	94,432.03	36,597.24

(Rs. In Lakhs)		
Note 4: LONG-TERM BORROWINGS	As at 31.03.2017	As at 31.03.2016
SECURED		
Term loans from bank (refer 4.a,4.b & 4.c)	987.00	1,260.00
Term loan from other (refer 4.d)	-	1,050.00
UNSECURED		
Loans and advances from related parties (refer 4.d)	11,806.70	11,144.68
Loans from Other Bodies Corporate (refer 4.d)	691.34	742.72
Total	13,485.04	14,197.40

4.a Out of total term loan from banks of Rs.1260.00/- Lakhs (P.Y.Rs.1668.71/- Lakhs),Rs.987.00/- Lakhs (P.Y. Rs. 1260.00/- Lakhs) is long term borrowings and balance Rs.273.00/- Lakhs (P.Y. Rs.408.71/- Lakhs) is treated as current maturities under the head other current liabilities in note 8

4.b Loans from a bank of Rs.99.16/- Lakhs (P.Y./-179.18/-Lakhs) (including Cash Credit limit of Rs. 99.16/- Lakhs (P.Y. Rs. 87.10/- Lakhs) shown under the head short term borrowings in note 8) is secured by the hypothecation of movable assets as primary security and registered mortgage of specified land parcel of the company at Kharora as collateral security . Further the loan has been guaranteed by personal guarantee of a director.Out of term loan of Rs.Nil (P.Y. Rs. 144.06/-Lakhs), Rs NIL (P.Y.Rs.Nil) is long term borrowings and balance Rs.Nil (P.Y.Rs. 92.09/- Lakhs) is treated as current maturities under the head other current liabilities in note 8

4.c. Loan from bank includes Rs.1260.00/- Lakhs (P.Y.Rs.1576.61/-Lakhs) which pertains to 2 MW Solar Power Plant at Kharora and is secured by the hypothecation of Plant & Machinery and other assets created out of the term loan as primary security and registered mortgage of immovable properties of the company situated at Kharora as collateral security . Further the loan has been guaranteed by personal guarantee of a director.The term loan is repayable in 33 quarterly installments and three monthly instalments under step up method. Out of Loan of Rs 1260.00/- Lakhs (P.Y Rs.1576.61/-Lakhs) Rs.987.00/-Lakhs (P.Y.Rs.1260.00/- Lakhs) is treated as long term borrowings and balance Rs.273.00/- Lakhs (P.Y.Rs.316.61/-Lakhs) is treated as current maturities under the head other current liabilities in note 8

4.d. There is no fixed term for repayment of unsecured loan taken from related parties and from other bodies Corporate. These are repayable on demand.

(Rs. In Lakhs)		
Note 5: OTHER LONG TERM LIABILITIES	As at 31.03.2017	As at 31.03.2016
Land Advance	1,700.50	1,000.00
Security Deposits from tenant	701.40	649.02
Total	2,401.90	1,649.02

(Rs. In Lakhs)		
Note 6: LONG TERM PROVISIONS	As at 31.03.2017	As at 31.03.2016
Provision Against Standard Assets (Loans)	11.61	6.40
Total	11.61	6.40

(Rs. In Lakhs)		
Note 7: SHORT TERM BORROWINGS	As at 31.03.2017	As at 31.03.2016
SECURED LOAN FROM BANK		
Cash Credit loan from bank (refer 7.a)	99.17	87.10
SECURED LOAN FROM OTHERS		
Loans from Others (refer 7.b)	7,951.88	4,029.67
Total	8,051.05	4,116.77

7.a. Cash Credit limit is secured by the hypothecation of movable assets as primary security and registered mortgage of specified land parcel of the company at kharora as collateral security. Further the loan has been guaranteed by personal guarantee of a director.

7.b. Loan from Others is secured by pledge of 13,75,620 equity shares of Canfin Homes Ltd owned by the Company.

(Rs. In Lakhs)		
Note 8: OTHER CURRENT LIABILITIES	As at 31.03.2017	As at 31.03.2016
Tax Deducted at Source	143.33	142.39
Creditors for Capital Goods	0.34	-
Advance From Customers	-	1.32
Liabilities for Expenses	58.09	42.27
Employee Liabilities	5.30	5.18
Interest accrued but not due on term loan	3.24	19.38
Current Maturities of Long Term Borrowing from Bank	273.00	858.71
Security Deposit	2.54	1.68
Other Current Liabilities	11,271.22	15.79
Balances with related parties	-	1.50
Total	11,757.06	1,088.22

(Rs. In Lakhs)		
Note 9: SHORT TERM PROVISIONS	As at 31.03.2017	As at 31.03.2016
Provision for Dividend & Dividend Distribution Tax	7.76	7.76
Provision for Income Tax	-	1.80
Provision Against Standard Assets (Loans & Advances)	5.09	12.55
Other Provisions	2.90	4.97
Total	15.75	27.08

NOTE - 10: FIXED ASSETS											CONSOLIDATED (Rs. In Lakhs)
Sl.	FIXED ASSETS	GROSS BLOCK				DEPRECIATION				NET BLOCK	
		As At 1.4.2016	Addition/ Adjustments	Sale / Transfer	As At 31.03.17	Up to 1.4.2016	For the Period	Sale	Up to 31.03.17	As at 31.03.17	As at 31.03.16
(i)	TANGIBLE ASSETS										
	FREE-HOLD LAND	4,452.77	556.81	0.46	5,009.12	-	-	-	-	5,009.12	4,452.77
	BUILDING/TUBE WELL & LAND DEVELOPMENT	1,394.10	0.01	-	1,394.11	402.65	70.26	-	472.90	921.21	991.45
	LOOSE TOOLS	116.84	-	-	116.84	104.98	4.61	-	109.58	7.26	11.86
	PLANT & MACHINERY	3,463.48	1.50	-	3,464.98	770.76	171.90	-	942.65	2,522.33	2,692.72
	FURNITURE/FIXTURE/OFFICE EQUIPMENTS	44.28	0.12	-	44.40	34.79	3.12	-	37.91	6.48	9.50
	COMPUTER, EPABAX & PHOTO COPY MACHINE	9.47	0.24	-	9.71	8.24	0.74	-	8.97	0.74	1.23
	VEHICLE	138.23	11.50	4.77	144.96	86.03	17.13	-	103.16	41.80	52.20
	TOTAL - TANGIBLE ASSETS	9,619.17	570.18	5.23	10,184.12	1,407.43	267.76	-	1,675.20	8,508.92	8,211.74
	<i>Previous Year</i>	<i>9,170.70</i>	<i>448.87</i>	<i>-</i>	<i>9,619.17</i>	<i>1,086.97</i>	<i>320.48</i>	<i>-</i>	<i>1,407.43</i>	<i>8,211.74</i>	<i>8,083.73</i>
(ii)	INTANGIBLE ASSETS										
	COMPUTER SOFTWARE	2.65	-	-	1.03	1.60	0.12	-	0.50	0.53	0.65
	GOODWILL ON CONSOLIDATION	383.59	-	-	383.59	-	-	-	-	383.59	383.59
	TOTAL - INTANGIBLE ASSETS	386.25	-	-	384.62	1.60	0.12	-	0.50	384.12	384.26
	<i>Previous Year</i>	<i>385.76</i>	<i>0.48</i>	<i>(1.62)</i>	<i>385.76</i>	<i>1.16</i>	<i>0.11</i>	<i>(0.94)</i>	<i>0.38</i>	<i>384.24</i>	<i>384.61</i>
(iii)	CAPITAL WORK-IN-PROGRESS										
	CAPITAL WORK IN PROGRESS-AT COST	259.81	383.45	-	643.26	-	-	-	-	643.26	259.09
	TOTAL - CAPITAL WORK-IN-PROGRESS	259.81	383.45	-	643.26	-	-	-	-	643.26	259.09
	<i>Previous Year</i>	<i>237.53</i>	<i>21.56</i>	<i>-</i>	<i>259.09</i>	<i>-</i>	<i>-</i>	<i>-</i>	<i>-</i>	<i>259.09</i>	<i>237.53</i>

		(Rs. In Lakhs)	
Note 11: NON-CURRENT INVESTMENTS		As at 31.03.2017	As at 31.03.2016
A Trade Investments (Refer A below)			
(a) Investment Properties		1,203.86	1,203.86
(b) Investment in Equity instruments		36,657.83	32,064.20
(c) Investments in Trust securities		405.36	241.55
(d) Investments in partnership firms*		876.44	382.71
Total (A)		39,143.48	33,892.33
B Other Investments			
(a) Investment in Equity instruments		-	-
(b) Other non-current investments		445.10	5.00
Total (B)		445.10	5.00
Grand Total (A + B)		39,588.58	33,897.33
Less : Provision for diminution in the value of Investments		-	-
Total		39,588.58	33,897.33

		(Rs. In Lakhs)	
Particulars		As at 31.03.2017	As at 31.03.2016
Aggregate amount of quoted investments			
Cost		29,743.76	26,015.51
Market Value		32,319.88	53,819.04
Aggregate amount of unquoted investments			
Cost		7,324.42	6,295.24
Value of Investment Properties			
Cost		1,203.86	1,203.86

A. Details of Trade Investments								
Sr. No.	Name of the Body Corporate	Subsidiary / Associate / JV/ Controlled Entity / Others	No. of Shares / Units		Extent of Holding (%)		Amount (Rs)	
			2017	2016	2017	2016	2017	2016
(1)	(2)	(3)	(4)	(5)	(6)	(7)	(8)	(9)
(a)	Investment in Equity Instruments at Cost (Unless Otherwise Specified of Rs. 10/- each Fully Paid Up)							
	Quoted							
1	Sarda Energy And Minerals Ltd.	Associate	13,294,179	13,294,179	37.92%	36.98%	29,701.47	25,973.22
2	Metalyst Forgings Ltd.	Others	23,055	23,055	0.06%	0.06%	37.28	37.28
	Sub Total (A)						29,738.76	26,010.51
(b)	UnQuoted							
1	Madhya Bharat Power Corporation Ltd.	Associate	19,316,000	19,316,000	18.83%	22.91%	4,293.38	4,347.31
2	Minmet International Resource (P) Ltd.	Associate	230,175	189,175	46.09%	41.27%	65.93	58.53
3	Mumbai Fabrics Pvt.t Ltd.	Associate	170,000	170,000	22.74%	22.74%	22.15	22.15
4	Parvatiya Power Ltd.	Others	205,938	205,938	13.41%	13.41%	222.22	222.22
5	Salasar Real Mart Pvt. Ltd.	Associate	2,500	2,500	20.00%	20.00%	0.09	0.10
6	Sarda Hydro Power Pvt. Ltd.	Associate	71,370	71,370	26.00%	26.00%	9.20	9.20
7	Simplex Prefab Infra (India) Pvt. Ltd.	Others	192,160	192,160	14.16%	14.16%	220.98	220.98
8	Golden Life Financial Services Pvt. Ltd.	Others	37,500	37,500	29.00%	29.00%	3.75	3.75
9	Sarda Dairy & Food Products Ltd.	Associate	3,054,000	1,180,000	49.27%	35.03%	2,081.36	1,169.45
	Sub Total (B)						6,919.07	6,053.69
(c)	Investments in Trust securities at Cost (Unquoted)							
				-	-	-	-	-
1	Edelweiss ARF-1 Trust Scheme-1	Others	14,183	14,183	-	-	117.49	117.49
2	Edelweiss ARF-1 Trust Scheme-2	Others	7,830	7,830	-	-	22.82	22.82
3	Edelweiss ARF-1 Trust Scheme-3	Others	10,974	10,974	-	-	0.11	0.11
4	Edelweiss ARF-1 Trust Scheme-4	Others	8,170	8,170	-	-	0.08	0.08
5	Edelweiss ARF-1 Trust Scheme-5	Others	8,843	8,843	-	-	0.09	30.71
6	Edelweiss Stress & Troubled Aseets Revival Fund	Others	-	-	-	-	264.77	70.35
	Sub Total (C)						405.36	241.55
(d)	Investments in partnership firms*							
1	Chhattisgarh Hydro LLP	Others	NA	NA	12.00%	11.12%	876.44	382.71
	Sub Total (D)						876.44	382.71
	Total (A+B+C+D)						37,939.61	32,688.47

Investment in Partnership Firm

* Investment in CSP Investments		
	2017	2016
Name of the Partners	Share in Profits /Loss %	Share in Profits /Loss %
Chhattisgarh Investments Limited	85%	85%
Sarda Agriculture And Properties Pvt. Ltd.	10%	10%
Prachi Agriculture And Properties Pvt. Ltd.	5%	5%
Total Capital	5,985.63	7,021.33

* Investment in Chhattisgrah Hydro LLP		
	2017	2016
Name of the Partners	Share in Profits /Loss %	Share in Profits /Loss %
Sarda Energy & Minerals Ltd.	60.00%	60.92%
Chhattisgarh Investments Ltd.	12.00%	11.12%
Prachi Agriculture & Properties (P) Ltd.	6.00%	0.48%
Sarda Agriculture & Properties (P) Ltd.	10.00%	0.48%
SFI Investments	-	9.80%
Shri Kamal Kishore Sarda	12.00%	12.45%
Smt Shakuntala Devi Sarda	-	4.75%
Total Capital	7,303.65	3,441.81

Notes

:-

- All five (P.Y. six) properties shown under the head investment in properties were mortgage with HDFC Bank Ltd against Loan of Rs.50 Crore (P.Y. Rs. 50 Crore) to Sarda Energy and Minerals Ltd. The outstanding amount of loan as on 31st March,2017 was Rs.20.00 Crores (P.Y.Rs.30.00 Crores)
- The Company had pledged 19316000 Shares (P.Y.19316000 Shares) of Madhya Bharat Power Corporation Ltd. in favour of Power Finance Corporation Limited against Term Loan of Rs. 75959.00 Lacs (P.Y. Rs.77189 Lacs) to Madhya Bharat Power Corporation Ltd. The outstanding amount of loan as on 31st March,2017 was Rs. 360.41 Crores (P.Y.Rs.306.14 Crores)

(Rs. In Lakhs)

B. Details of Other Investments				
Sr. No.	Name of the Body Corporate	Subsidiary / Associate / JV/ Controlled Entity / Others	Amount (Rs)	
			2017	2016
(1)	(2)	(3)	(4)	(5)
	Other non-current investments			
(a)	Mutual Fund (Quoted)			
	Union KBC Mutual Fund	Others	5.00	5.00
	Sub Total (A)		5.00	5.00
(b)	Others			
	Exfinity Technology Fund-Series II	Others	21.25	-
	ICICI Prudential AMC Ltd.	Others	50.00	-
	Portfolio Investment-Quest Investment Adviosry	Others	298.26	-
	Prosperous Housing Finance Ltd.	Others	20.53	-
	Birla Sunlife Asset Management Co. Ltd A/c PMS	Others	50.06	-
				-
	Sub Total (B)		440.10	-
	Total (A+B)		445.10	5.00

		(Rs. In Lakhs)	
Note 12: LONG-TERM LOANS & ADVANCES		As at 31.03.2017	As at 31.03.2016
(Unsecured, considered good)			
Capital Advances (refer 12.a)		614.58	499.02
Security Deposits		3.73	3.02
Loans to Other Parties (refer 12.b)		268.26	153.64
Loans to Related Parties		3,135.74	2,082.05
Advance Income Tax		290.62	221.36
	Total	4,312.93	2,959.09
Less:-Provision Against Non Performing Loans		292.50	116.08
		4,020.43	2,843.01
	Total	4,020.43	2,843.01

Notes:-

12a Out of total capital advance of Rs.614.58 Lacs (P.Y. 499.02 Lacs),Rs. 604.38 Lacs (P.Y.Rs.488.92 Lacs) has been given as land advance.Further, the Company has made provision against land advance given of Rs.163.20 Lakhs during the year as per RBI norms.

(Rs. In Lakhs)

12b	Particular	As at 31.03.2017	As at 31.03.2016
	Standard Asset	3,768.89	2,123.91
	Sub-Standard Asset	-	-
	Doubtful Asset	292.50	116.08
	Loss Asset	-	-

(Rs. In Lakhs)

12c	S.No.	Name of the Related Party	Category	As at 31.03.2017	As at 31.03.2016
	1	Raipur Mega Food Park Pvt. Ltd.	Joint Venture	24.61	12.44
	2	Sarda Dairy & Food Products Pvt. Ltd.	Associate	3,122.20	2,069.61
	3	Rishabh Mininig & Transport Co. Ltd.	Wholly Owned Subsidiary	31.74	-
		Total		3,178.55	2,082.05

Note 13: OTHER NON-CURRENT ASSETS		As at 31.03.2017	As at 31.03.2016
(Unsecured, considered good)			
Pre-Paid Expenses		0.70	0.70
Unamortized Expenses		0.79	0.79
Security Deposit		16.16	2.82
	Total	17.64	4.32

(Rs. In Lakhs)

Note 14: CURRENT INVESTMENTS		As at 31.03.2017	As at 31.03.2016
Current Investments (Refer B below)			
(a) Investment Properties		-	-
(b) Investment in Equity instruments		63,074.65	8,826.19
(c) Investments in Trust securities		-	-
(d) Investments in partnership firms*		-	-
Less:- Provision in Diminution in Value of Investment		256.75	819.26
	Total	62,817.90	8,006.94

Particulars	As at 31.03.2017	As at 31.03.2016
Aggregate amount of quoted investments		
Cost	63,066.41	8,817.96
Market Value	62,809.64	1,486.81

Particulars	As at 31.03.2017	As at 31.03.2016
Aggregate amount of Unquoted investments		
Cost	8.24	8.24
Market Value		

(Rs. In Lakhs)

B.	Details of Current Investments	No. of Shares / Units		Amount (Rs)	
		2017	2016	2017	2016
Sr. No.	Name of the Body Corporate	(3)	(4)	(5)	(6)
(1)	(2)				
	Other Investments				
(a)	Investment in Equity Instruments (Unless Otherwise Specified of Rs. 10/- each Fully Paid Up)				
	Quoted				
1	Aditya Birla Fashion and Retail Ltd.	-	10,400	-	0.37
2	Aditya Birla Nuvo Ltd.	-	2,000	-	41.55
3	Ajanta Pharma Ltd.	5,000	-	100.54	-
4	Auto Line Industries Ltd.	30,000	30,000	26.28	26.28
5	Balaji Telefilms Ltd.	20,000	10,000	23.39	12.63
6	Bharti Forge Ltd.	-	10,000	-	107.41
7	Bharti Defence & Infrastructure Ltd.	5,000	5,000	14.73	14.73
8	Canfin Homes Ltd.	2,918,607	3,578,607	61,541.95	6,511.88
9	Hanung Toys Industries Ltd.	36,719	36,719	73.40	73.40
10	Hindustan Construction Ltd.	100,000	100,000	42.50	26.37
11	Infrastructure Development Finance Corporation.	54,000	54,000	50.51	50.51
12	Infrastructure Development Finance Corporation Bank Ltd.	179,000	54,000	129.15	32.88
13	Jayaswal Neco Ltd.	119,286	119,286	52.74	52.74
14	Karnataka Bank Ltd.	267,000	517,000	311.50	726.22
15	Kesoram Industries Ltd.	10,000	10,000	33.26	33.26
16	Mercator Lines Ltd. of Rs.1/- each	20,000	20,000	19.31	19.31
17	MOIL Ltd.	1,892	1,892	7.10	7.10
18	Nuchem Ltd.	93,109	93,109	11.71	11.71
19	Nahar Spinning Mills Ltd. of Rs.5 /- each	9,001	9,001	8.70	8.70
20	Orient Press Ltd.	247,904	245,604	150.17	148.59
21	Omaxe Ltd.	1,130	1,130	2.79	2.79
22	Pradip Overseas Ltd.	26,068	26,068	23.90	23.90
23	Prithvi Information and Solution Ltd.	282,000	282,000	84.74	84.74
24	Reliance Industries Ltd.	-	5,000	-	52.65
25	Shri Lakshmi Cotsyn Ltd.	2,000	2,000	2.71	2.71
26	Shipping Corporation India Ltd.	-	307,358	-	191.58
27	Snowman Logistices Ltd.	-	50,000	-	38.13
28	Subtex Ltd.	200,000	-	27.20	-
29	Suzlon Energy Ltd.	100,000	100,000	22.74	22.74
30	Syndicate Bank Ltd.	30,000	30,000	27.59	27.59
31	Tech Mahindra Ltd.	9,850	15,850	58.62	94.69
32	Thomas Cook Ltd.	-	65,000	-	151.64
33	Unity InfraProjects Ltd. of Rs.2/- each	544,249	544,249	219.17	219.17
	Total (A)			63,066.41	8,817.96
	Unquoted				
1	Varun Global Ltd.	10,011	10,011	1.65	1.65
2	Varun Resource Ltd.	40,044	40,044	6.59	6.59
	Total (B)			8.24	8.24
	Grand Total			63,074.65	8,826.19

Note:- During the year the Company has pledged 13,75,620 equity shares of Canfin Homes Ltd. owned by the Company against loan taken from Others of Rs.79.51 Crores as loan against securities

(Rs. In Lakhs)		
Note 15: INVENTORIES	As at 31.03.2017	As at 31.03.2016
Work-in-progress	44.21	86.65
Consumables	171.37	176.67
Stock-in-trade	3,312.67	289.68
Total	3,528.24	552.99

(Rs. In Lakhs)		
Note 16: TRADE RECEIVABLES	As at 31.03.2017	As at 31.03.2016
Outstanding for a period exceeding six months		
Unsecured, considered good	49.33	38.25
Overdue for a period less than six months		
Unsecured, considered good	260.85	410.50
Total	260.85	410.50
Less: Provision for doubtful debts	-	-
Total	310.18	448.76

(Rs. In Lakhs)		
Note 17: CASH & CASH EQUIVALENTS	As at 31.03.2017	As at 31.03.2016
Balance with Banks	153.20	107.63
Fixed Deposits*	13.18	12.16
Cash on Hand	21.21	20.68
Total	187.59	140.46

* Fixed Deposit is kept as lien with union bank of India on account of colonizer license application to Muncipal Corporation, Raipur

(Rs. In Lakhs)		
Note 18: SHORT-TERM LOANS & ADVANCES	As at 31.03.2017	As at 31.03.2016
(Unsecured, considered good)		
Advance to Suppliers	14.35	0.09
Balance with Tax Authorities	6.92	-
Staff Advances	17.79	15.48
Claims and Recoverables	1.80	0.95
Loan to Directors	432.61	1,973.48
Other Loans (refer 18.a)	281.82	1,560.08
Capital advance	25.01	10.98
Less:-Provision against non Performing Loans	-	-
Total	780.30	3,561.06

Notes:-

(Rs. In Lakhs)		
18a: Particular	As at 31.03.2017	As at 31.03.2016
Standard Asset	714.43	3,531.00
Sub-Standard Asset	-	-
Doubtful Asset	-	-
Loss Asset	-	-

(Rs. In Lakhs)		
Note 19: OTHER CURRENT ASEETS	As at 31.03.2017	As at 31.03.2016
(Unsecured, considered good)		
Advance for Expenses	27.16	21.71
Advance for Immovable Propoerty	39.79	38.40
Balances With Related Parties	26.75	110.86
Expenses on Behalf of Related Parties	37.45	12.69
Other Receivables (refer 19.a)	139.38	22.48
Other Current Assets	13,799.76	87.57
Less:-Provision against non Performing Loans	122.35	-
Total	13,947.93	293.72

		(Rs. In Lakhs)	
Note 20: REVENUE FROM OPERATIONS	Year ended 31.03.2017	Year ended 31.03.2016	
Sales of Products:			
Sale of Agricultural Products	1,205.85	2,736.95	
Sale of Scrap	3.07	6.20	
Sale of Solar Power	569.91	550.57	
Sale of Shares	3,104.88	94.57	
Sales of Services:			
Rental Income	177.24	167.42	
Banking & Other Financial Income	47.81	41.86	
Income from Financing activity:			
Profit/(loss) on sale of investments	69,503.61	2,232.49	
Interest Income	548.73	507.14	
Dividend Income	25.12	754.26	
Reversal of provision on financial asset	827.72	34.60	
Profit from Derivative Transaction	191.79	-	
Total	76,205.73	7,126.05	

		(Rs. In Lakhs)	
Note 21: OTHER INCOME	Year ended 31.03.2017	Year ended 31.03.2016	
Profit on sale of fixed assets	21.66	-	
Misc. Income	0.17	3.62	
Interest in Income Tax Refund	-	0.01	
Dividend Income	383.30	217.37	
Profit from Speculation	1.50	0.02	
Total	406.63	221.02	

		(Rs. In Lakhs)	
Note 22: Changes in inventories of work-in-progress and Stock-in-Trade	Year ended 31.03.2017	Year ended 31.03.2016	
Inventories at the beginning of the year			
Work-in-Progress	86.65	62.53	
Stock-in-trade	289.68	429.20	
	376.32	491.74	
Inventories at the end of the year			
Work-in-Progress	44.21	86.66	
Stock-in-trade	3,312.67	289.68	
	3,356.88	376.33	
(Increase)/Decrease in Inventories	(2,980.56)	115.41	

		(Rs. In Lakhs)	
Note 23	EMPLOYEE BENEFITS EXPENSE	Year ended 31.03.2017	Year ended 31.03.2016
	Salary, Bonus & Allowances	84.89	74.30
	Staff welfare expenses	1.86	4.51
	Total	86.74	78.82

		(Rs. In Lakhs)	
Note 24	PROVISION & CONTINGENCIES	Year ended 31.03.2017	Year ended 31.03.2016
	Provision Against Standard Assets	5.22	18.64
	Provision Against Non Performing loans	299.77	13.47
	Provision for diminution in value of investments	256.75	819.26
	Total	561.75	851.37

		(Rs. In Lakhs)	
Note 25	OTHER EXPENSES	Year ended 31.03.2017	Year ended 31.03.2016
	Power and fuel	19.29	10.50
	Repairs to Buildings	0.75	1.78
	Repairs to Machinery	7.15	5.22
	Repairs to Others	11.96	12.70
	Insurance	2.78	3.82
	Rates and taxes	5.93	4.31
	Agriculture Selling Expenses	103.63	118.15
	Shares Related Expenses	111.38	78.83
	Establishment & Other Expenses	73.99	14.67
	Bad Debts	74.06	28.72
	Payments to the auditor	6.56	5.05
	Loss from Derivative Transaction	0.17	-
	Loss on speculation sale	-	8.20
	STT & Other Charges	96.90	4.20
	Total	514.56	296.15

		(Rs. In Lakhs)	
Note 26	FINANCE COSTS	Year ended 31.03.2017	Year ended 31.03.2016
	Interest expense	2,073.29	2,279.27
	Bank charges	23.65	0.56
	Other borrowing costs	3.45	6.87
	Total	2,100.38	2,286.70

Note 27: FINANCIAL STATEMENTS CONSOLIDATED

The Financial Statements of the subsidiaries/Control Enterprises have been consolidated as per Accounting Standard 21 on 'Consolidated Financial Statements' as specified under section 133 of the Act read with Rule 7 of the Companies (Accounts) Rules 2014.

Name of Subsidiary/Control Enterprise	Current Year	Pervious Year
	Proportion of ownership interest (%)	Proportion of ownership interest (%)
Rishabh Mining and Transport Co. Ltd.	100.00	100.00
Prayag Thermoplast Pvt. Ltd.	100.00	100.00
CSP Investments (Control Enterprise)	85.00	85.00

The Financial Statements of the associates have been consolidated as per 'Accounting Standard 23 – Accounting for Investment in Associates in Consolidated Financial Statement' as specified under section 133 of the Act read with Rule 7 of the Companies (Accounts) Rules 2014.

Name of Associate	Current Year	Pervious Year
	Proportion of ownership interest (%)	Proportion of ownership interest (%)
Sarda Energy & Minerals Ltd.	37.92%	36.98%
Sarda Hydro Power Ltd.	26.00%	26.00%
Sarda Dairy & Food Products Pvt. Ltd.	49.27%	35.03%
Salasar Real Mart Pvt. Ltd.	20.00%	20.00%
Mumbai Fabric Pvt. Ltd.	22.74%	22.74%
Minmet International Pvt. Ltd.	46.09%	41.27%

The Financial Statements of the joint venture have been consolidated as per 'Accounting Standard 27 – Accounting for Investment in Associates in Consolidated Financial Statement' as specified under section 133 of the Act read with Rule 7 of the Companies (Accounts) Rules 2014.

Name of Joint Venture	Current Year	Previous Year
	Proportion of ownership interest (%)	Proportion of ownership interest (%)
Raipur Mega Food Park Private Limited	45.00	45.00

The above joint venture company is incorporated in india. The group's share of the assets and liabilities as on 31.03.17 are given below which is based on provisional figures of the joint venture company.

Particular	(Rs. In Lakhs)	
	Current Year	Previous Year
Assets		
Non Current Assets	370.78	349.93
Current Assets	12.16	11.45
Total	382.94	361.38
Liabilities		
Non Current Liabilities	124.7	111.0
Current Liabilities	34.13	26.32
Total	158.84	137.33

Note 28: RELATED PARTY DISCLOSURE

The Details of Related Parties & Nature of Relationship are given below:

(i) Name of Related Parties and Description of Relationship: -

Sl. No.	Description of Relationship	Name of Related Parties
1	Subsidiaries	Rishabh Mining and Transport Co. Pvt. Ltd. Prayag Thermoplast Pvt. Ltd.
2	Controlled Entities (Partnership Firm)	CSP Investments
3	Associate Companies	Minmet International Pvt. Ltd. Mumbai Fabrics Pvt Sarda Hydro Power Salasar Real Mart Pvt. Sarda Energy & Sarda Dairy & Food Products Pvt.td.
4	Joint Ventures	Raipur Mega Food Park Pvt. Ltd.
5	Related Enterprises Where Significant Influence exist	Chhattisgarh Hydro Power LLP Madhya Bharat Power Corporation Ltd. Sarda Agriculture & Properties Pvt. Ltd. Sarda Energy Ltd, Prachi Agriculture & Properties Pvt. Ltd. Parvatiya Power Ltd.
6	Key Management Personnel	Mr. Kamal Kishore Sarda Mr. Saurabh Rathi Mr. GD Mundra Mr. Naveen Ram Shah Mrs. Ritu Jain Mr. Anshul Singhvi (Chief Financial Officer) Mrs. Shalini Nautiyal (Company Secretary) Mr. Neeraj Sarda
7	Relative of Key Management Personnel	Mrs. Uma Sarda Mrs. Sakuntala Sarda Mrs.Vipula Sarda Mr. J.K. Sarda Mr.Pankaj Sarda Mr.G.D. Sarda Mr.Kamal Kishore Rathi Mrs. Shashi Rathi

(ii) Material Transaction with Related Parties

(Rs. In Lacs)

S.No.	Nature of transaction	Associates	Joint Venture	Related Enterprise Where Significant Infulence Exist	Key Management Personnel	Relative of key Management personnel
1	Sale of Goods	252.10 (244.20)	-	-	-	-
2	Sale of Investment & Other Assets	-	-	(100.00)	-	-
3	Sale of Service	124.98 (109.33)	-	3.00 (3.00)	-	-
4	Purchase of Goods	19.59 (0.25)	-	-	-	-
5	Interest Received	-	1.30 (0.96)	-	92.90	-
6	Interest Paid	1,003.82 (679.22)	-	178.69 (584.86)	-	-
7	Lease Rent Paid	-	-	3.45 (3.45)	4.97 (4.97)	25.61 (14.47)
8	Remuneration	-	-	-	36.79 (30.53)	-
9	Sitting Fees	-	-	-	0.55 (0.65)	-
10	Investment Made (Including Share Application Money)	5,199.87 (10.00)	-	493.72 (48.16)	-	-
11	Advance Accepted	22,530.89 (18,311.37)	-	6,362.32 (1,075.97)	(254.00)	-
12	Advance Given	2,118.28 (3,207.92)	41.80 (2.86)	-	789.22	-
13	Advance Repaid	24,260.35 (14,169.70)	-	3,884.22 (6,241.23)	(267.76)	-
14	Advance Recovered	1,070.00 (1,134.00)	29.63	-	2,330.00	-
15	Balances With Related Parties	-	-	-	-	-
16	Expenses on Behalf of Related Party (net)	-	1.38 (14.71)	-	-	-
17	Other Receivables	(1.30)	-	-	-	-
18	Guarantees Given	2,000 (5,000)	-	-	-	-
	Outstanding as on 31.03.2017: -					
	Guarantees Given	2,000 (5,000)	-	-	-	-
	Outstanding Investment (Pledge)	-	-	4,406 (4,406)	-	-
	Receivables	3,148.95 (2,164.67)	49.06 (35.52)	-	432.61	-
	Payables	6,130.35 (7,859.81)	-	5,607.19 (3,129.09)	-	-

Note : Figures in Bracket represents Previous Year Figures.

Note 29: EARNING PER SHARE

Particulars	(Rs. In Lacs)	
	Year ended 31.03.2017	Year ended 31.03.2016
Net Profit/(Loss) for the period (in Lacs)	57,842.55	1,126.94
Nominal Value of Equity Shares (Rs.)	10.00	10.00
Weighted average number of Equity Shares for Basic EPS (In Lacs)	25.80	25.80
Basic Earnings per Share (Rs.)	22,419.59	436.80
Weighted average number of Equity Shares for Diluted EPS (In Lacs)	25.80	25.80
Diluted Earnings per share (Rs.)	22,419.59	436.80

Note 30: DEFERRED TAX LIABILITY/ASSET

In accordance with the Accounting Standard 22 issued by the Institute of Chartered Accountants of India the aggregate of current years tax and deferred tax charged to profit & loss account is determined in accordance with the laws based upon which income tax is payable as under:-

Current period charge: Current tax determined is the amount of tax payable in respect of taxable income for the financial period 2015-2016. Deferred tax: The Company and its subsidiaries have estimated the deferred tax credit using the applicable rate of taxation and the same has been credited to profit & loss account. Accordingly deferred tax liability of Rs. 8,000/- is disclosed under separate head in the balance sheet as given below:-

Deferred Tax Asset	As At 31.03.17 (Rs in Lakhs)	Charge/(Credit) for the Year (Rs. In Lakhs)	As At 31.03.16 (Rs. In Lakhs)
On Account of Timing Difference:-			
Depreciation	4.88	(0.08)	4.97

However, no provision for deferred tax liability / asset is required to be made in respect of Chhattisgarh Investments Limited due to permanent difference between book and taxable profit pursuant to Accounting Standard 22 issued by the Institute of Chartered Accountants of India. In the opinion of the company the provision for deferred tax liability shall only be payable in the event of future taxable profit that may or may not accrue to the company and accordingly the said liability is totally contingent and uncertain.

Note 31: CONTINGENT LIABILITIES & COMMITMENTS**A) Contingent Liabilities :-**

a. During the year the claim against the company not acknowledged as debt is Rs. NIL (Previous Year: Rs NIL)

b. Gaurantees:-

- 1 The company has given guarantee for loan of Rs.5000 Lacs (P.Y. Rs. 5000 Lacs) sanctioned by HDFC bank to Sarda Energy and Minerals Limited. Outstanding closing balance as on 31/03/2017 is Rs.2000.00 Lacs (P.Y. Rs.3000.00 Lacs)
- 2 The company has pledged 19316000 equity shares (PY 19316000) of Rs. 10 each of Madhya Bharat Power Corporation Ltd. costing Rs. 4406.00 lacs with Power Finance Corporation Ltd. for securing Term Loan of Rs. 75959.00 Lacs (P.Y. Rs.77189 Lacs) sanctioned by Financial Institutions / Banks to Madhya Bharat Power Corporation Ltd. Outstanding balance of the loan as on 31/03/2017 is Rs. 36041.00 Lacs (P.Y.Rs. 30614.00 Lacs)

c. Value Added Tax/Entry Tax:-

- 1 Value Added Tax demand of Rs.1.14 Lakhs are pending before appeal against assessment of F.Y.2011-12.
- 2 Entry Tax demand of Rs.3.83 Lakhs are pending before appeal against assessment of F.Y.2011-12.

B) Capital & Other Commitments:-

a. During the year capital and other commitments is Rs. NIL(Previous Year Rs. NIL)

Note 32: PROPOSED DIVIDEND

Board of Directors have recommended dividend of Rs.2.50 (PY Rs2.50/-) per share for equity share of Rs.10/- each totalling Rs6.45 Lacs (PY Rs. 6.45 Lacs) for the period ended 31st March,2017. Tax on proposed dividend will be Rs. 1.14 Lac (PY Rs.1.14 Lacs)

Note 33: ADDITIONAL NOTES TO ACCOUNTS

- a. Value of imports on CIF Basis is Rs. Nil (Previous year: Rs. Nil)
- b. Expenditure in foreign currency is Rs. Nil (Previous year: Rs. Nil)
- c. Earnings in foreign currency is Rs. Nil (Previous year: Rs. Nil)
- d. In accordance with para 4.3 of the "Preface to Statement of Accounting Standards (2004)", the accounting standards are intended to apply only to items which are material in nature. In view of this, items considered immaterial with respect to the size of the company's revenue are not separately disclosed.
- e. Disclosure as per Clause 32 of the Listing Agreement:-
Loans and advances in the nature of loans given to subsidiaries, associates and others

Name of the Company	Relationship	Amount outstanding as at 31.03.17	Maximum amount outstanding during the year	Investment by the loanee in the shares of Company (No. of Shares), (% in case of enterprise)
		(Rs. In Lakhs)	(Rs. In Lakhs)	
Loans and Advances to subsidiaries				
Prayag Thermoplast Pvt. Ltd.	Subsidiary	82.61	82.61	-
Loans and Advances where there is no repayment				
Raipur Mega Food Park Pvt. Ltd.	Joint Venture	24.61	29.63	-
Salasar Real Mart Pvt Ltd.	associate	26.75	26.75	-
Sarda Dairy & Food Products Pvt. Ltd.	associate	3,122.20	3,122.20	-
Simples Prefab Infra (I) Pvt. Ltd.	Others	12.07	12.07	-

- f. **Statement pursuant to section 129(3) of the Companies Act, 2013 read with rule 5 part A of Companies (Accounts) Rules, 2014 in respect of the Subsidiary Companies / associates/ Joint venture.**

Summary of Financial Information of Subsidiary Companies As on 31.03.2017

(Rs. In Lakhs)

S.No	Particular	Rishab Mining & Transport Co. Pvt .Ltd	Prayag Thermoplasts Pvt. Ltd.
		31.03.17 Rs. In Lakhs	31.03.17 Rs. In Lakhs
1	Financial year of the Subsidiary Company/LLP ended on	31.03.2017	31.03.2017
2	Date from which it became Subsidiary	31.03.2008	22.11.2006
3	Capital	5.30	30.40
4	Reserves	265.25	(5.77)
5	Total Assets	309.95	122.42
6	Total Liabilities	39.40	97.79
7	Investments	105.00	-
8	Turnover	82.83	-
9	Profit before taxation	60.36	(0.59)
10	Provision for taxation	18.58	-
11	Profit after taxation	41.78	(0.59)
12	Proposed Dividend	-	-
13	% of Shareholding	100%	100%
14	Whether commenced operation	Yes	Yes

g. **Statement pursuant to section 129(3) of the Companies Act, 2013 read with rule 5 part B of Companies (Accounts) Rules, 2014 in respect of the Associates & Joint Venture**

Summary of Financial Information of Associate & Joint Ventures As on 31.03.2017

(Rs. In Lakhs)

S.No.	Particulars	SEML	MIRPL	MFPL	SRMPL	SHPPPL	SDFPL	RMFPPL
1	Financial Year ended on	31.03.17	31.03.17	31.03.17	31.03.17	31.03.17	31.03.17	31.03.17
2	Share of Associate /Joint Ventures held by the company on the year ended No.	13,663,760	230,175	170,000	2,500	71,370	2,954,000	2,646
	Amount of Investment	6338.89	152.84	17.00	0.25	9.20	2949.11	224.10
	Extend of Holding %	37.92%	46.09%	22.74%	20.00%	26.00%	47.65%	45%
	Networth attributable to share holding as per latest balance sheet	29701.47	65.93	22.15	0.09	9.20	2,081.36	224.10
4	Profit/(Loss) for the year							
	i. Considered in Consolidation	1322.928	(4.47)	-	(0.05)	-	(3,042.13)	-
	ii. Not Considered in Consolidation	-	-	-	-	-	-	-
5	Whether commenced operation	Yes	No	Yes	Yes		Yes	No

SEML Sarda Energy & Minerals Ltd.

MIRPL Minmet International Resource Pvt. Ltd.

MFPL Mumbai Fabrics Pvt. Ltd.

SRMPL Salasar Real Mart Pvt. Ltd.

SHPPPL Sarda Hydro Power Ltd.

SDFPL Sarda Dairy & Food Products Ltd.

RMFPPL Raipur Mega Food Park Pvt. Ltd.

Additional Information, as required under Schedule III to the Companies Act, 2013, of enterprises consolidated as Subsidiary / Associates / Joint Ventures.

h.

Name Of Enterprise	Net Assets i.e. total assets minus total liabilities		Share in profit or loss	
	As % of consolidated net assets	Amount (Rs. In Lakh)	As % of consolidated profit or loss	Amount (Rs. In Lakh)
Parent				
Chhattisgarh Investments Limited	76.27%	72046.73	100.80%	58,308.04
Subsidiary				
Rishab Mining & Transport Co. Pvt. Ltd.	0.29%	270.55	0.07%	41.78
Prayag Thermoplasts Pvt. Ltd.	0.03%	24.63	0.00%	(0.59)
CSP Investments (Control Entity)	6.34%	5985.63	121.22%	70,119.42
Minority Interest in all Subsidiaries.	4.78%	4516.73	18.18%	10,517.91
Associates (investment as per equity method)				
Minmet International (P) Ltd.	0.07%	65.93	0.00%	1.88
Mumbai Fabrics Pvt. Ltd.	0.02%	22.15	0.00%	-
Salasar Real Mart Pvt. Ltd.	0.00%	0.09	0.00%	0.01
Sarda Hydro Power Pvt. Ltd.	0.01%	9.20	0.00%	-
Sarda Dairy & Food Products Pvt. Ltd.	2.20%	2081.36	-1.65%	(952.08)
Sarda Energy And Minerals Ltd.	31.44%	29701.47	-0.87%	(501.65)
Joint Venture (as per proportionate consolidation/investment as per the equity method)				
Raipur Mega Food Park Private Limited	0.24%	224.1	-	-

During the year, the Group has specified bank notes and other denomination note as defined in the MCA notification G.S.R. 308 E dated March 31, 2017 on the details of Specified Bank Notes (SBN) held and transacted during the period from November 8, 2016 to December, 30 2016. The denomination wise SBNs and other notes as per the notification is given below

i.

(Rs. In Lakhs)

Particulars	SBN	Other denomination notes	Total
Closing cash in hand as on November 8, 2016	5.00	1.61	6.61
(+) Permitted receipts	-	105.73	105.73
(-) Permitted payments	-	59.76	59.76
(-) Amount deposited in Banks	5.00	37.86	42.86
Closing cash in hand as on December 30, 2016	-	9.72	9.72

* For the purpose of this clause the term 'Specified Bank Notes' shall have the same meaning provided in the notification of the Government of India, in the Ministry of Finance, Department of Economic Affairs number S.O. 3407 E, dated the 8th November, 2016.

j. Previous year's figures are recasted/regrouped/restated wherever necessary to make them comparable.

Signature to Notes "1" TO "33"

As per our Report of even date
For **AJAY SINDHWANI & Co.**
Chartered Accountants
FRNo.015455C

FOR AND ON BEHALF OF THE BOARD OF DIRECTORS

CA AJAY KUMAR
PARTNER
M.NO.072020

K. K. SARDA
DIRECTOR
DIN 00008170

SAURABH RATHI
WHOLE TIME DIRECTOR
DIN 00014178

ANSHUL SINGHVI
CFO

SHALINI NAUTIYAL
COMPANY SECRETARY

PLACE: **RAIPUR**
DATE: **30.05.2017**

PLACE: **RAIPUR**
DATE: **30.05.2017**